

**/ Descriptions**

TO-126F          NPN                          Silicon NPN transistor in a TO-126F Plastic Package.

**/ Features**

High breakdown voltage.


**/ Applications**

Color TV chroma output and audio out applications.

**/ Equivalent Circuit**



**/ Pinning**



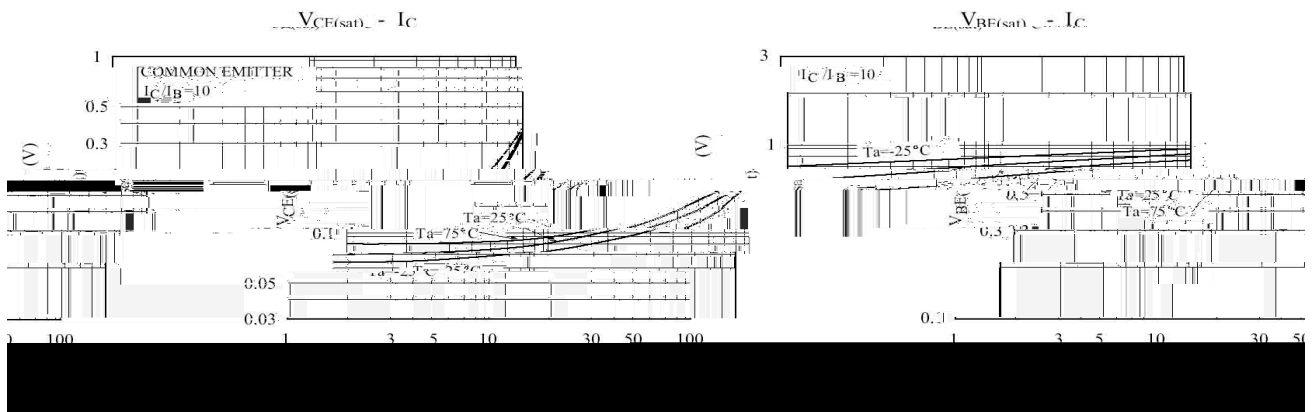
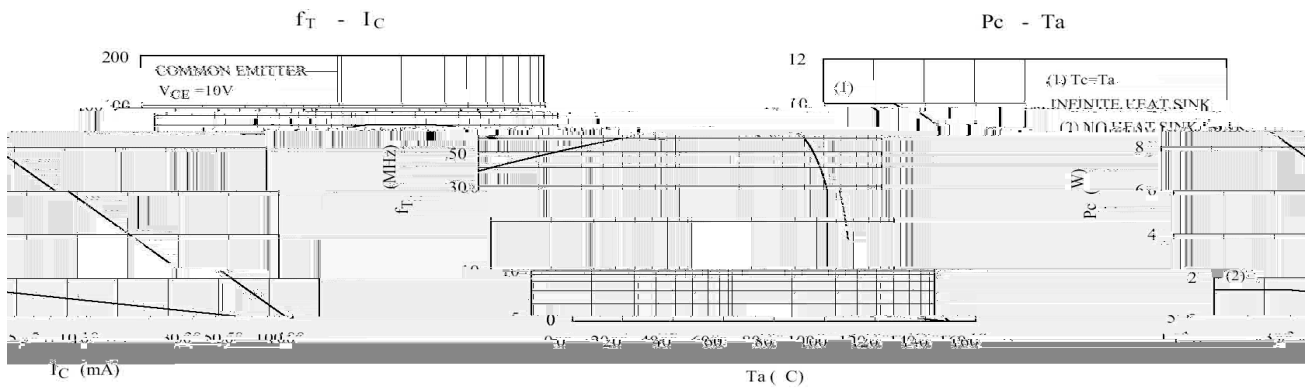
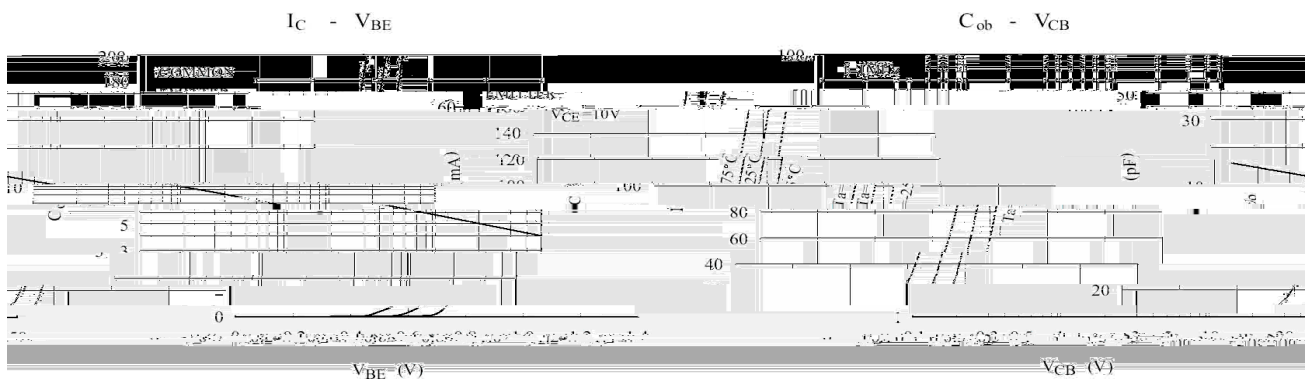
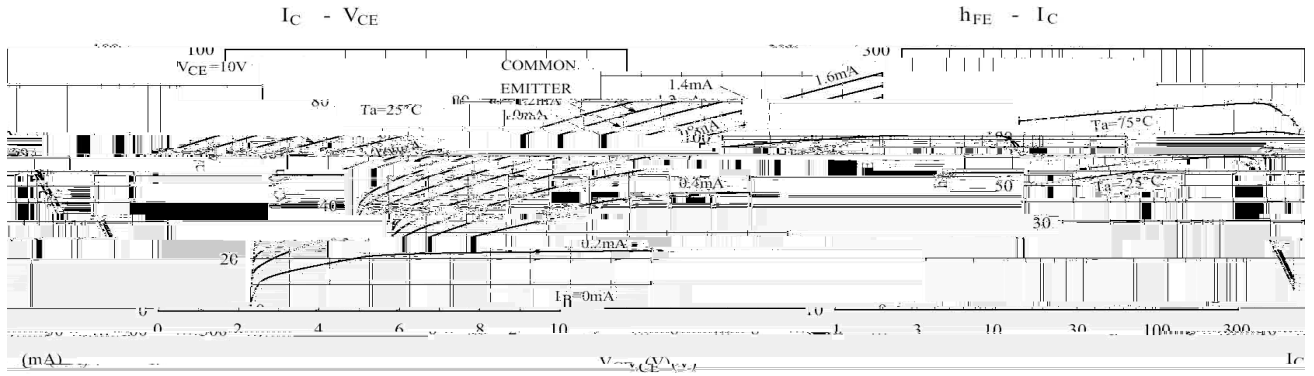
PIN1 Emitter          PIN 2 Collector          PIN 3 Base

**/ h<sub>FE</sub> Classifications & Marking**

h <sub>FE</sub> Classifications Symbol	O	Y
h <sub>FE</sub> Range	60~120	100 200



/ Electrical Characteristic Curve



**KTC4217**  
Rev.E Mar.-2016

/ Marking Instructions



BR

C4217

O:  $h_{FE}$

\*\*\*\*

Note:

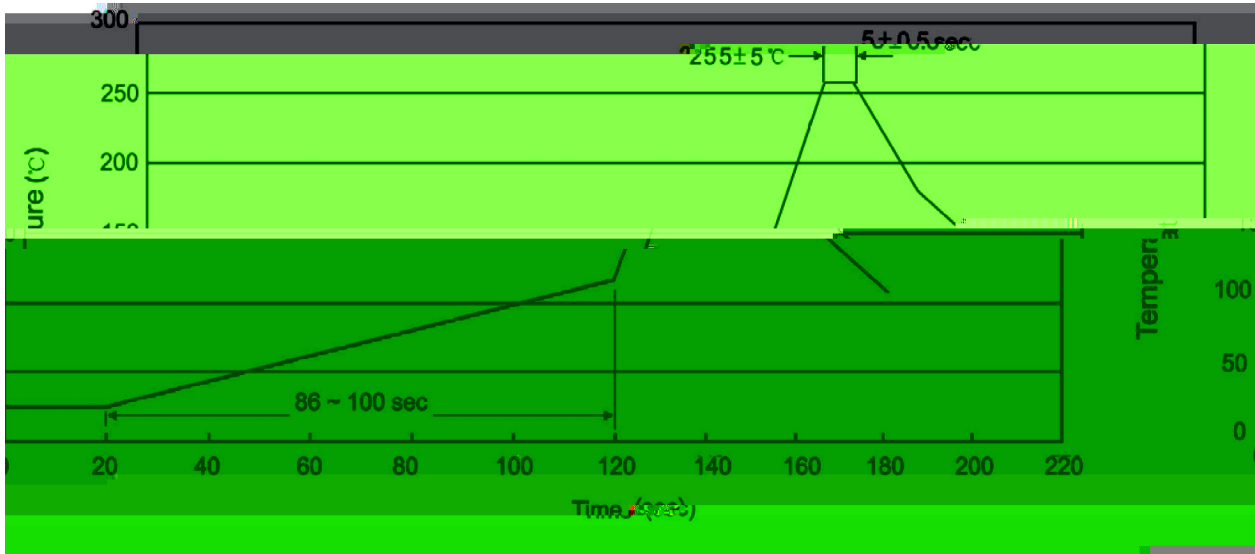
BR: Company Code

C4217: Product Type.

O:  $h_{FE}$  Classifications Symbol

\*\*\*\*: Lot No. Code, code change with Lot No.

( ) / Temperature Profile for Dip Soldering(Pb-Free)



Note:

- |   |       |     |           |        |   |
|---|-------|-----|-----------|--------|---|
| 1 | 25    | 150 | 60        | 90sec; | 1.Preheating:25~150 , Time:60~90sec.    |
| 2 | 255±5 |     | 5±0.5sec; |        | 2.Peak Temp.:255±5 , Duration:5±0.5sec. |
| 3 |       | 2   | 10        | /sec.  | 3. Cooling Speed: 2~10 /sec.            |

/ Resistance to Soldering Heat Test Conditions

270±5                      10±1 sec.                      Temp.:270±5                      Time:10±1 sec

/ Packaging SPEC.

/ BULK

Package Type 封装形式	Units 包装数量					Dimension 包装尺寸 (unit: mm <sup>3</sup> )		
	Units/Tube 只/套管	Tubes/Inner Box 套管/盒	Units/Inner Box 只/盒	Inner Boxes/Outer Box 盒/箱	Units/Outer Box 只/箱	Tube 套管	Inner Box 盒	Outer Box 箱
TO-126/F	500	6	3,000	5	15,000	135×190	237×172×102	560×245×195

/ TUBE

Package Type 封装形式	Units 包装数量					Dimension 包装尺寸 (unit: mm <sup>3</sup> )		
	Units/Tube 只/套管	Tubes/Inner Box 套管/盒	Units/Inner Box 只/盒	Inner Boxes/Outer Box 盒/箱	Units/Outer Box 只/箱	Tube 套管	Inner Box 盒	Outer Box 箱
TO-126/F	65	26	1,690	5	8,450	532×31×5.6	555×164×50	575×290×180

/ Notices