

/ Descriptions

SOT-89 NPN Silicon NPN transistor in a SOT-89 Plastic Package.

/ Features

MBIT - ,
KTB1124

Adoption of MBIT processes, low collector-to-emitter saturation voltage, fast Switching Speed, Large current capacity and wide ASO, Complementary to KTB1124. Halogen-free Product.

/ Applications

Voltage regulators ,relay drivers lamp drivers, electrical equipment.

/ Equivalent Circuit



PIN1 Base PIN 2 Collector PIN 3 Emitter

/ Marking

h_{FE} Classifications Symbol	A	B	C
h_{FE} Range	100 200	140 280	200 400
Marking	YHA	YHB	YHC

/ Absolute Maximum Ratings(Ta=25)


Parameter	Symbol	Rating	Unit
Collector to Base Voltage	V_{CBO}	60	V
Collector to Emitter Voltage	V_{CEO}	50	V
Emitter to Base Voltage	V_{EBO}	6.0	V
Collector Current - Continuous	I_C	3.0	A
Collector Current – Continuous Pulse	I_{CP}	6.0	A
Collector Power Dissipation	P_C	500	mW
Collector Power Dissipation*	* P_C	1.0	W
Junction Temperature	T_j	150	
Storage Temperature Range	T_{stg}	-55 150	

*:Package mounted on ceramic substrate(250mm²×0.8t)


/ Electrical Characteristics(Ta=25)

Parameter	Symbol	Test Conditions	Min	Typ	Max	Unit
Collector to Base Breakdown Voltage	V_{CBO}	$I_C=10\mu A$ $I_E=0$	60			V
Collector to Emitter Breakdown Voltage	V_{CEO}	$I_C=1.0mA$ $I_B=0$	50			V
Emitter to Base Breakdown Voltage	V_{EBO}	$I_E=10\mu A$ $I_C=0$	6.0			V
Collector Cut-Off Current	I_{CBO}	$V_{CB}=40V$ $I_E=0$			1.0	μA
Emitter Base Cut-Off Current	I_{EBO}	$V_{EB}=4.0V$ $I_C=0$			1.0	μA
DC Current Gain	$h_{FE(1)}$	$V_{CE}=2.0V$ $I_C=100mA$	100		400	
	$h_{FE(2)}$	$V_{CE}=2.0V$ $I_C=3.0A$	35			
Collector to Emitter Saturation Voltage	$V_{CE(sat)}$	$I_C=2.0A$ $I_B=100mA$		0.19	0.5	V
Base to Emitter Voltage	V_{BE}	$I_C=2.0A$ $I_B=100mA$		0.94	1.2	V
Transition Frequency	f_T	$V_{CE}=10V$ $I_C=50mA$		150		MHz
Collector Output Capacitance	C_{ob}	$V_{CB}=10V$ $I_E=0$ $f=1MHz$		25		pF
Turn-On Time	t_{on}	$10I_{B1}=-10I_{B2}=I_C=1.0A$		70		nS
Storage Time	t_{stg}			650		nS
Fall Time	t_f			35		nS


/ Electrical Characteristic Curve



/ Package Dimensions



/ Marking Instructions



Y

H

A h_{FE}

**

Note:

Y: Product Type.

H: Company Code.

A h_{FE} Classifications Symbol

** : Lot No. Code, code change with Lot No.

