

/ Descriptions

KF \$))' = E GE Silicon NPN transistor in a TO-220F Plastic Package.

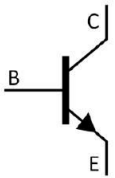
/ Features

BK9(* - /
Good Linearity of h_{FE} , complementary pair with KTB1368.


/ Applications

General Purpose Application.

/ Equivalent Circuit



/ Pinning




PIN1 Base PIN 2 Collector PIN 3 Emitter

/ h_{FE} Classifications & Marking


h_{FE} Classifications Symbol	R	O	Y
h_{FE} Range	40~80	70~140	120~240

Parameter	Symbol	Rating	Unit
Collector to Base Voltage	V_{CBO}	80	V

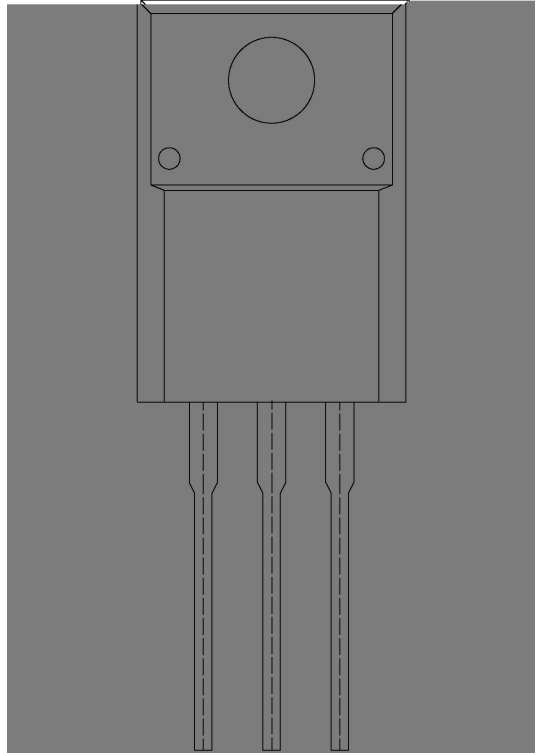
/ Electrical Characteristic Curve



/ Package Dimensions




/ Marking Instructions



9|
;)' -'
| 1'
!!!!

Note:
BR: Company Code.
D2060: Product Type.
R: h_{FE} Classifications Symbol.

() / Temperature Profile for Dip Soldering(Pb-Free)



Note:

- | | | | |
|---|--------|------------|---|
| 1 | 25 150 | 60 90sec; | 1.Preheating:25~150 , Time:60~90sec. |
| 2 | 255..5 | 5..0.5sec; | 2.Peak Temp.:255..5 , Duration:5..0.5sec. |
| 3 | 2 10 | /sec. | 3. Cooling Speed: 2~10 /sec. |

/ Resistance to Soldering Heat Test Conditions

270..5 10...1 sec. Temp:270±5 Time:10±1 sec

/ Packaging SPEC.

/ BULK

Package Type	Units					Dimension (unit mm3)		
	Units/Bag /	Bags/Inner Box /	Units/Inner Box /	Inner Boxes/Outer Box /	Units/Outer Box /	Bag	Inner Box	Outer Box
TO-220F	200	10	2,000	5	10,000	135×190	237×172×102	560×245×195

/ TUBE

Package Type	Units					Dimension (unit mm3)		
	Units/Tube /	Tubes/Inner Box /	Units/Inner Box /	Inner Boxes/Outer Box /	Units/Outer Box /	Tube	Inner Box	Outer Box
TO-220F	50	20	1,000	5	5,000	532×31.4×5.5	555×164×50	575×290×180

/ Notices