

### / Descriptions

TO-252  
Schottky Barrier Diode in a TO-252 Plastic Package.

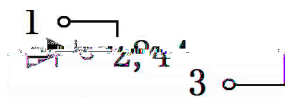
### / Features

High Forward Surge Capability, Ultra Low Forward Voltage Drop, Excellent High Temperature Stability.


### / Applications

For use in low voltage, high frequency inverters, free wheeling, and polarity protection applications.

### / Equivalent Circuit



### / Pinning



PIN1 Anode      PIN 2,4 Cathode      PIN 3 Anode

### / h<sub>FE</sub> Classifications & Marking

See Marking Instructions.

Parameter	Symbol	Rating	Unit
Peak Repetitive Reverse Voltage Working Peak Reverse Voltage Peak Reverse Voltage	$V_{RRM}$ $V_{RWM}$ $V_{RM}$	200	V
RMS Reverse Voltage	$V_{R(RMS)}$	140	V
Average Rectified Forward Current	$I_{F(AV)}$	10	A
Non Repetitive Peak Surge Current	$I_{FSM}$	150	A
Junction Temperature Range	$T_{j\ MAX}$	150	
Storage Temperature Range	$T_{stg}$	-55 150	

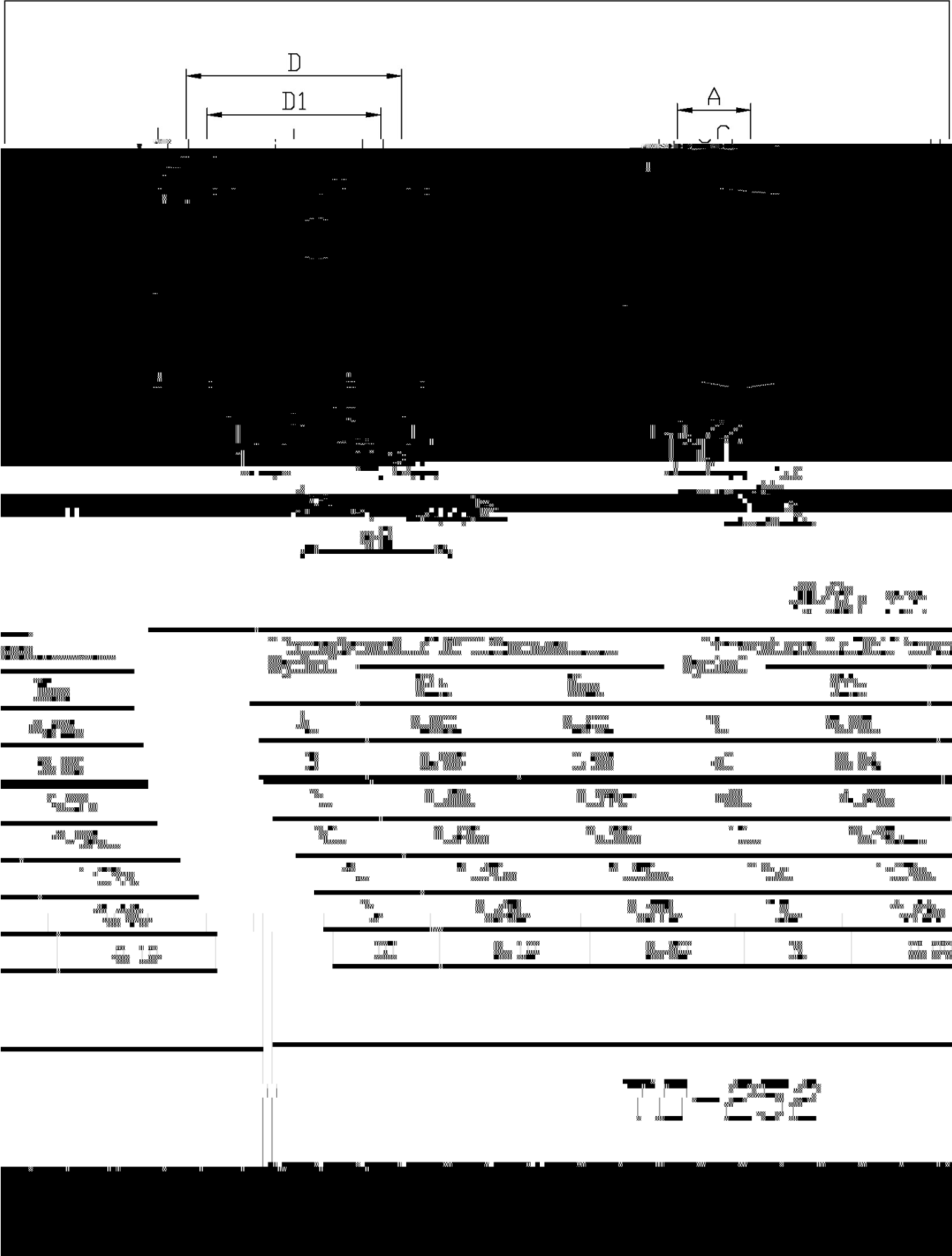
Parameter	Symbol	Test Conditions	Min	Typ	Max	Unit
Reverse Voltage	$V_{BR}$	$I_R=0.3mA$	200			V
Forward Voltage	$V_F$	$I_F=2A$ $T_J=25$		0.68	0.75	V
		$I_F=2A$ $T_J=125$		0.53	0.58	V
		$I_F=10A$ $T_J=25$		0.87	0.95	V
		$I_F=10A$ $T_J=125$		0.70	0.75	V
Instantaneous Reverse Current	$I_R$ Note 1	$V_R=200V$ $T_J=25$		4	20	$\mu A$
		$V_R=150V$ $T_J=125$		1.9	5	mA
		$V_R=200V$ $T_J=125$		3.5	10	mA

/Notes

1. /Short duration pulse test used to minimize self-heating effect.

**LV10200D**  
Rev.F May.-2016

/ Package Dimensions



/ Marking Instructions



BR

10200

LV

\*\*\*\*

Note:

BR:

10200

LV

\*\*\*\*:

TBR

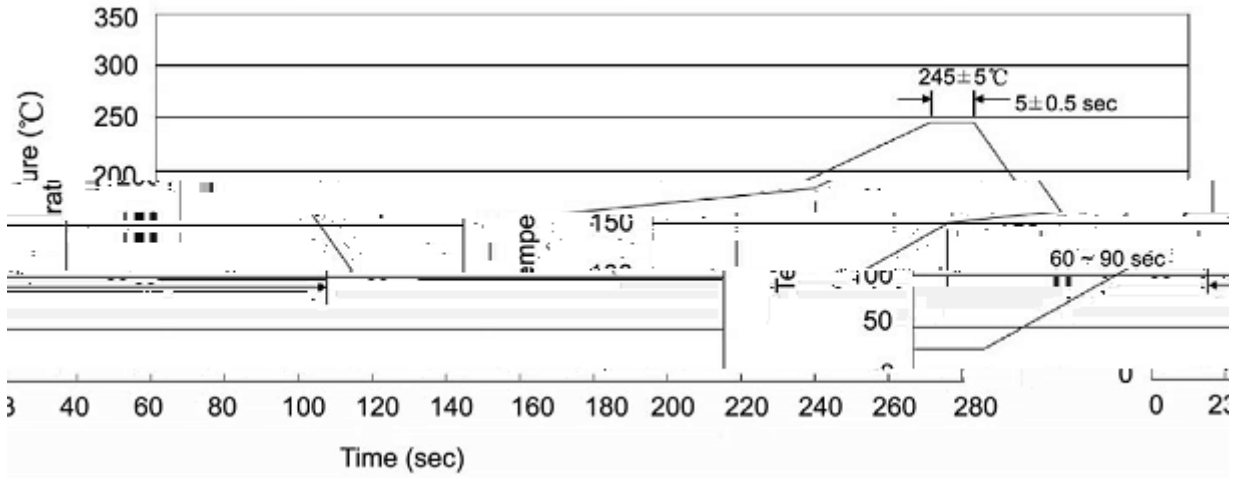
Company Code

Product Type Code.

TBR Process.

Lot No. Code, code change with Lot No.

( ) / Temperature Profile for IR Reflow Soldering(Pb-Free)



Note:

- |   |       |     |    |           |   |
|---|-------|-----|----|-----------|---|
| 1 | 25    | 150 | 60 | 90sec;    | 1.Preheating:25~150 , Time:60~90sec.    |
| 2 | 245±5 |     |    | 5±0.5sec; | 2.Peak Temp.:245±5 , Duration:5±0.5sec. |
| 3 |       |     | 2  | 10 /sec.  | 3. Cooling Speed: 2~10 /sec.            |

/ Resistance to Soldering Heat Test Conditions

260±5                      10±1 sec.                      Temp.:260±5                      Time:10±1 sec

/ Packaging SPEC.

/ REEL

Package Type	Units	Dimension	(unit mm <sup>3</sup> )
--------------	-------	-----------	-------------------------