

Rev.F Mar.-2016

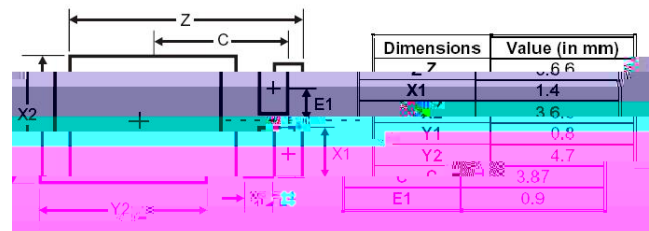
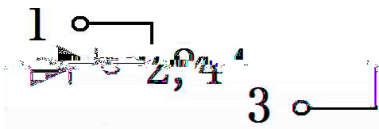
TO-252

Schottky Barrier Diode in a TO-252 Plastic Package.

$$V_F(\text{typ})=0.2\text{V}$$

 High Forward Surge Capability, Ultra Low Forward Voltage Drop $V_F(\text{typ})=0.2\text{V}$, Excellent High Temperature Stability.

For use in low voltage, high frequency inverters, free wheeling, and polarity protection applications.



PIN1 Anode PIN 2,4 Cathode PIN 3 Anode

Suggested Pad layout

See Marking Instructions.

Parameter	Symbol	Rating	Unit
Peak Repetitive Reverse Voltage Working Peak Reverse Voltage Peak Reverse Voltage	V_{RRM} V_{RWM} V_{RM}	45	V
RMS Reverse voltage	$V_{R(RMS)}$	31.5	V
Average Rectified Output Current	I_O	10	A
Non-Repetitive Peak Forward Surge Current	I_{FSM}	250	A
Junction Temperature Range	$T_{j\ MAX}$	150	
Storage Temperature Range	T_{stg}	-55 150	
Typical Thermal Resistance	R_{JA} Note 1	73	/W

Parameter	Symbol	Test Conditions	Min	Typ	Max	Unit
Reverse Voltage	V_R	$I_R=0.5mA$	45			V
Forward voltage	V_F	$I_F=2A$ $T_J=25$		0.33	0.38	V
		$I_F=2A$ $T_J=125$		0.20		V
		$I_F=10A$ $T_J=25$		0.42	0.46	V
		$I_F=10A$ $T_J=125$		0.35		V
Instantaneous Reverse Current	I_R Note 2	$V_R=45V$ $T_J=25$		0.06	0.12	mA
		$V_R=45V$ $T_J=100$			12	mA
		$V_R=45V$ $T_J=125$			50	mA

Notes

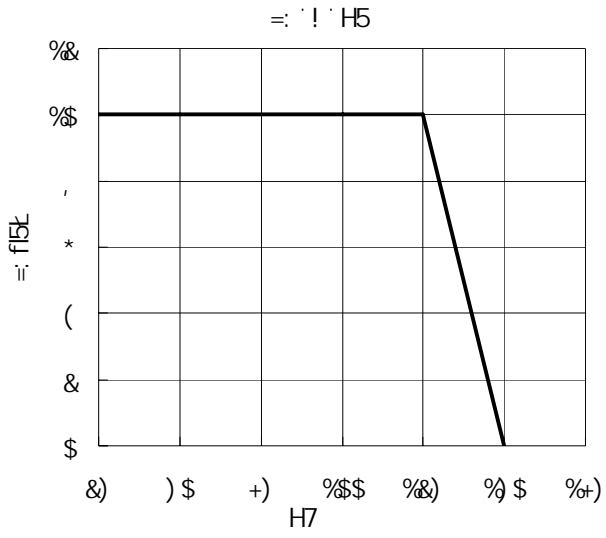
()

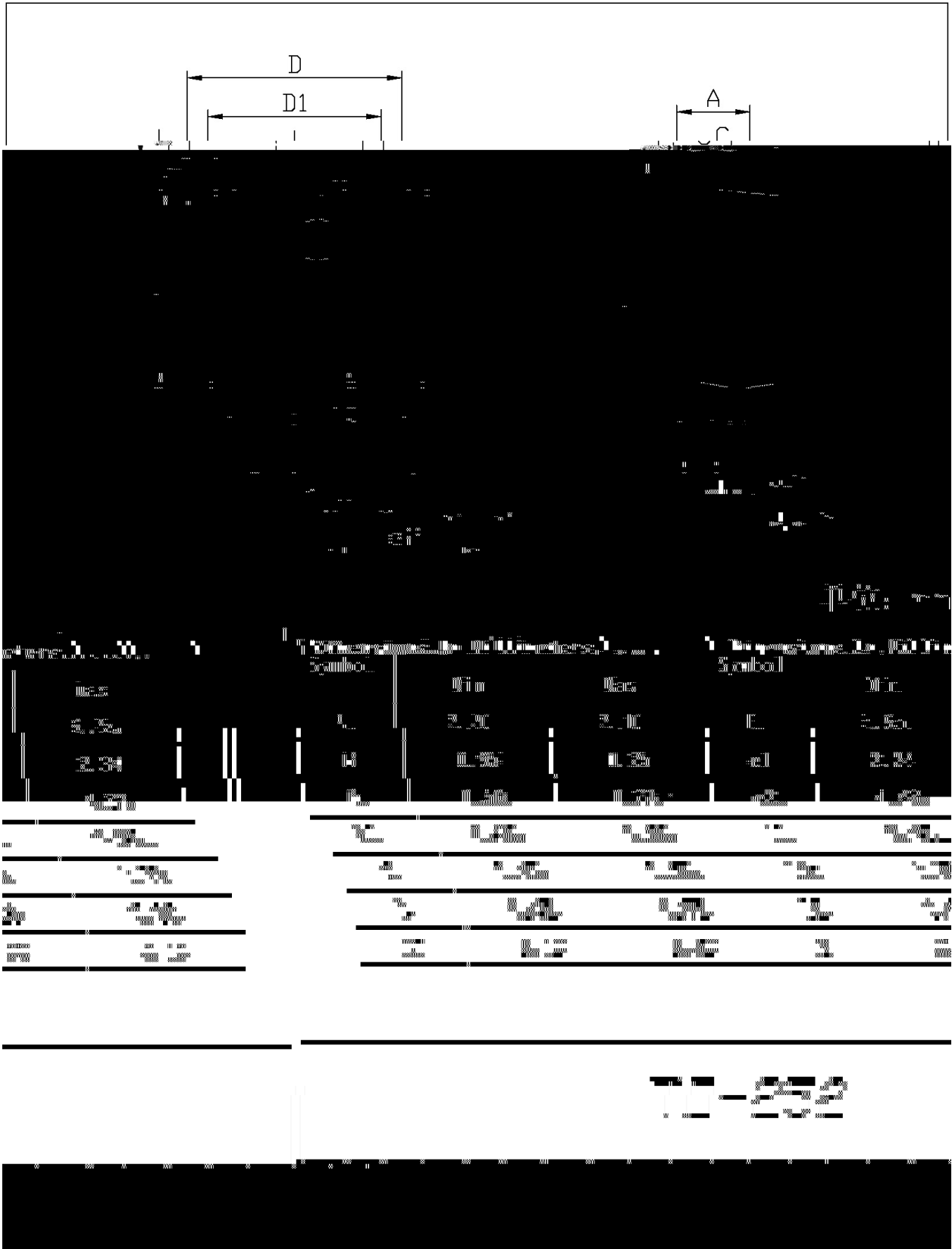
/FR-4 PCB, 2oz. Copper, minimum recommended pad

layout per.

) %

î







91

0M' J+,

!!!!

Note:

BR: Company Code

0M' J+, Product Type Code.

****: Lot No. Code, code change with Lot No.

