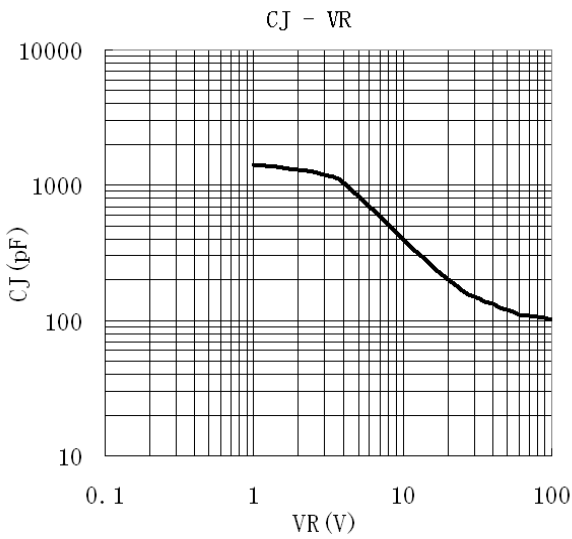
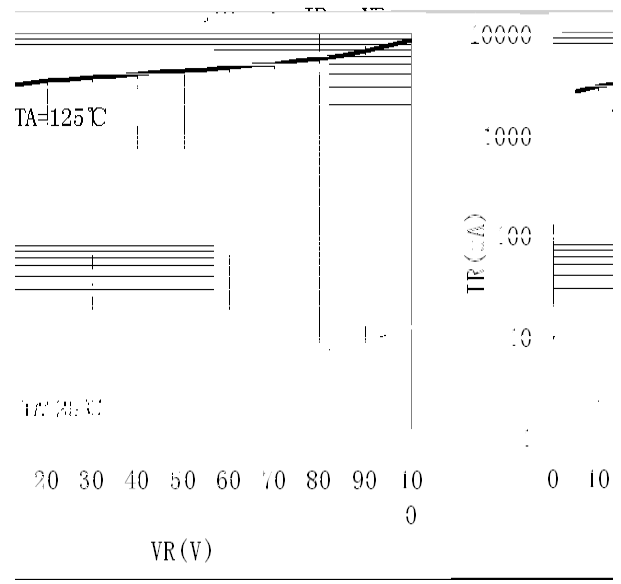
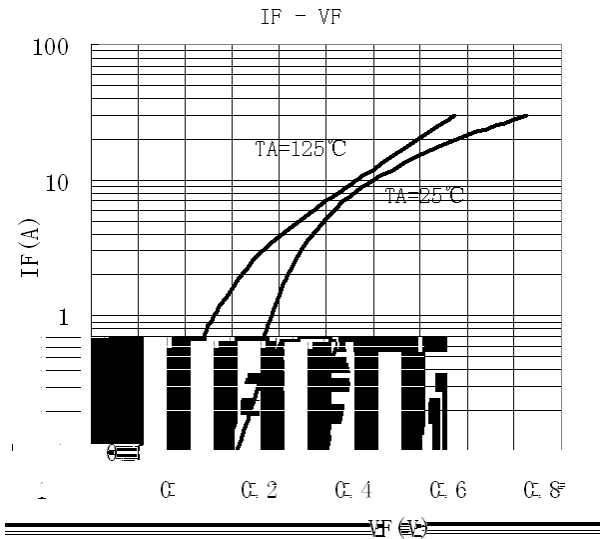
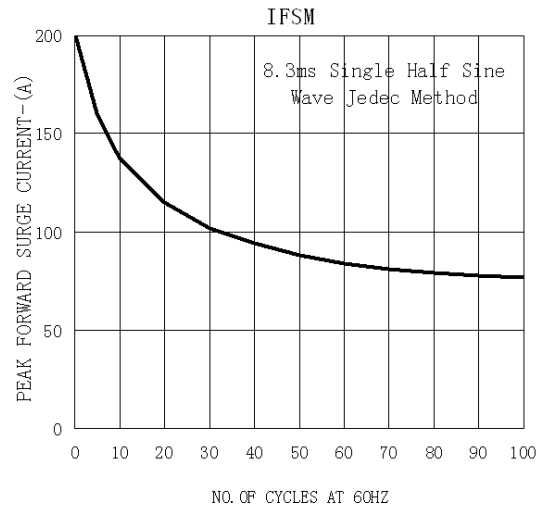
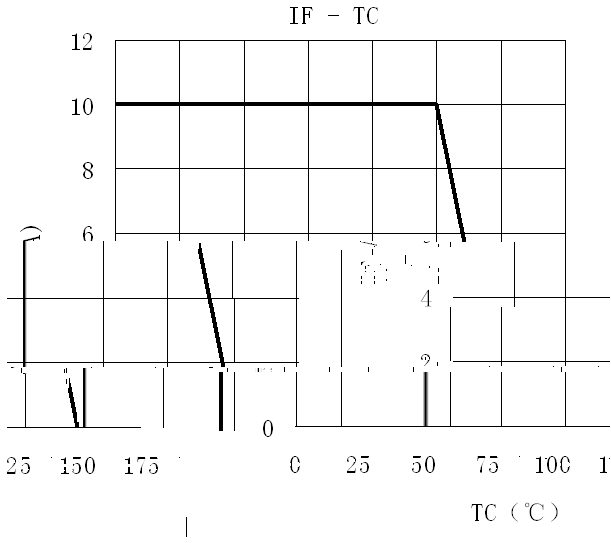




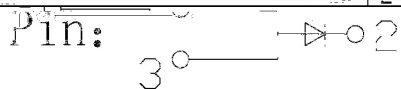
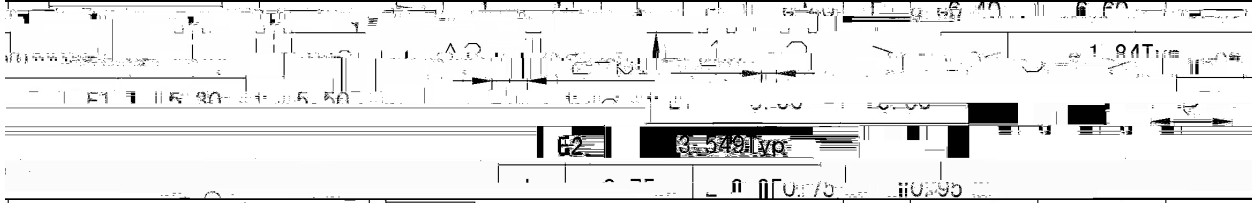

	$\theta$	$/W$
	$1/W$	
Junction and Storage Temperature Range	$T_j$ $T_{stg}$	-55 +150

Parameter	Symbol	Test Conditions	Min	Typ	Max	Unit
Reverse Voltage	$V_{(BR)R}$	$I_R=1mA(T_a=25^\circ C)$ 100			V	
Forward Voltage	$V_F$	$I_F=2A(T_a=25^\circ C)$		0.41	0.45	V
		$I_F=10A(T_a=25^\circ C)$	0.58	0.65	V	
		$I_F=2A(T_a=125^\circ C)$	0.31	0.40	V	
		$I_F=10A(T_a=125^\circ C)$	0.55	0.65	V	
Instantaneous Reverse Current	$I_R$ Note 2	$V_R=100V(T_a=125^\circ C)$				

**/ Electrical Characteristic Curve**



**/ Package Dimensions**




L1	0.45	0.65
W	1.10	1.41

□-277



( ) / Temperature Profile for IR Reflow Soldering(Pb-Free)



Note:

- |   |     |     |    |          |   |
|---|-----|-----|----|----------|---|
| 1 | 150 | 180 | 60 | 90sec;   | 1.Preheating:150~180 , Time:60~90sec.   |
| 2 | 245 | 5   | 5  | 0.5sec;  | 2.Peak Temp.:245 5 , Duration:5 0.5sec. |
| 3 |     |     | 2  | 10 /sec. | 3. Cooling Speed: 2~10 /sec.            |

/ Resistance to Soldering Heat Test Conditions

260 5                      10 1 sec.                      Temp.:260±5                      Time:10±1 sec

/ Packaging SPEC.

/ REEL

Package Type	Units					Dimension (unit mm <sup>3</sup> )		
	Units/Reel /	Reels/Inner Box /	Units/Inner Box /	Inner Boxes/Outer Box /	Units/Outer Box /	Reel	Inner Box	Outer Box
TO-277	5,000	3	15,000	6	90,000	13 ×12	360×360×50	380×335×366

/ Notices