

MBR10100CT

Rev.H Oct.-2018

/ Descriptions

TO-220

Schottky Barrier Diode in a TO-220 Plastic Package.

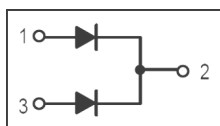
/ Features

Low power loss, high efficiency.


/ Applications

For use in low voltage,high frequency inverters, free wheeling, and polarity protection applications.

/ Equivalent Circuit



/ Pinning



PIN1 Anode PIN 2 Cathode PIN 3 Anode

/ h_{FE} Classifications & Marking

See Marking Instructions.

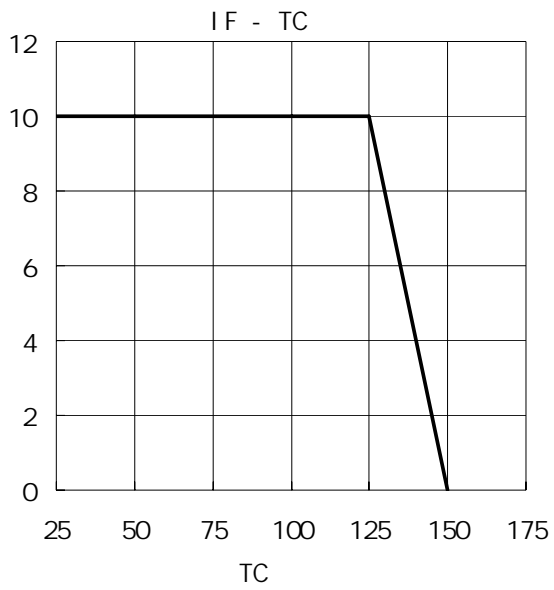
MBR10100CT

Rev.H Oct.-2018


Parameter	Symbol	Rating	Unit
Peak Repetitive Reverse Voltage Working Peak Reverse Voltage Peak Reverse Voltage	V_{RRM} V_{RWM} V_{RM}	100	V
RMS Reverse Voltage	$V_{R(RMS)}$	70	V
Peak Repetitive Forward Current	$I_{F(AV)}$	2× 5	A
Non-Repetitive Peak Forward Surge Current	I_{FSM}	125	A
Thermal Resistance Junction to Case	R_{Jc}	2.5	/W
Junction Temperature Range	T_{jMAX}	150	
Storage Temperature Range	T_{stg}	-55 150	

HW B15R102
HWH B15R102

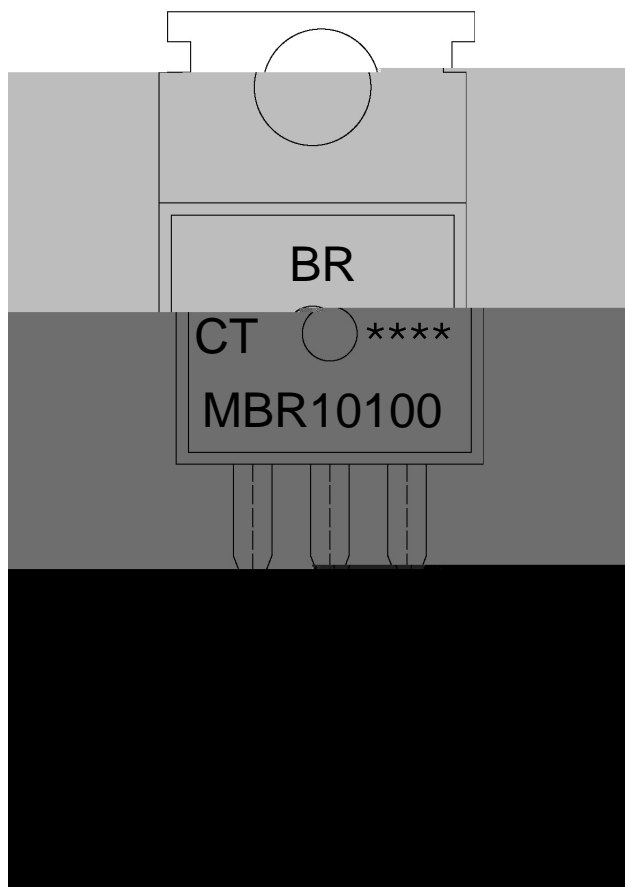
/ Electrical Characteristic Curve



/ Package Dimensions



/ Marking Instructions



BR

MBR10100

CT:

Note:

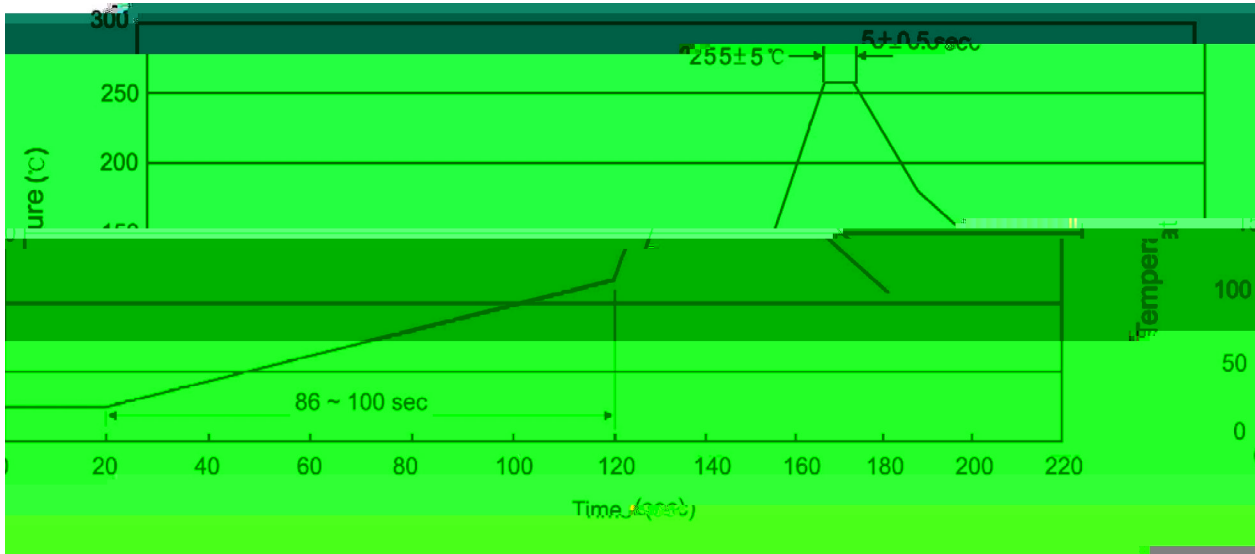
BR: Company Code

MBR10100 Product Type.

CT: Internal Structure

****: Lot No. Code, code change with Lot No.

() / Temperature Profile for Dip Soldering(Pb-Free)



Note:

- | | | | | | |
|---|-------|-----|-----------|--------|---|
| 1 | 25 | 150 | 60 | 90sec; | 1.Preheating:25~150 , Time:60~90sec. |
| 2 | 255±5 | | 5±0.5sec; | | 2.Peak Temp.:255±5 , Duration:5±0.5sec. |
| 3 | | 2 | 10 | /sec. | 3. Cooling Speed: 2~10 /sec. |

/ Resistance to Soldering Heat Test Conditions

270±5 10±1 sec. Temp.:270±5 Time:10±1 sec

/ Packaging SPEC.

/ BULK

Package Type	Units					Dimension (unit mm ³)		
	Units/Bag	Bags/Inner Box	Units/Inner Box	Inner Boxes/Outer Box	Units/Outer Box	Bag	Inner Box	Outer Box
TO-220/F	200	10	2,000	5	10,000			