

MBR10150CT

Rev.H Oct.-2018

/ Descriptions

Schottky Barrier Diode in a TO-220 Plastic Package.

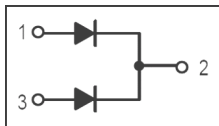
/ Features

Low power loss, high efficiency.


/ Applications

For use in low voltage,high frequency inverters, free wheeling, and polarity protection applications.

/ Equivalent Circuit



/ Pinning



PIN1 Anode PIN 2 Cathode PIN 3 Anode

/ h_{FE} Classifications & Marking

See Marking Instructions.

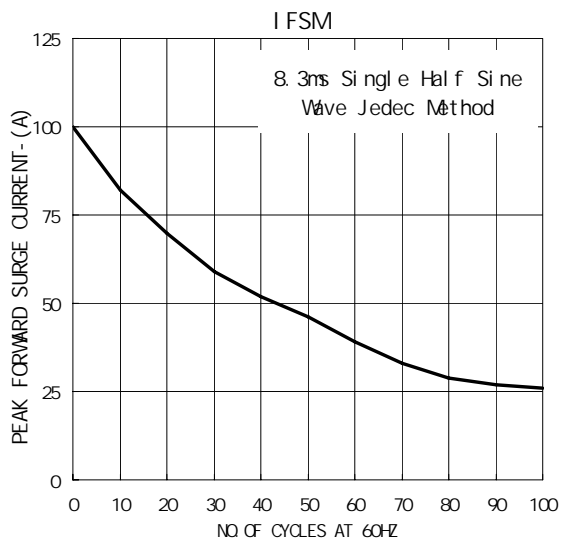
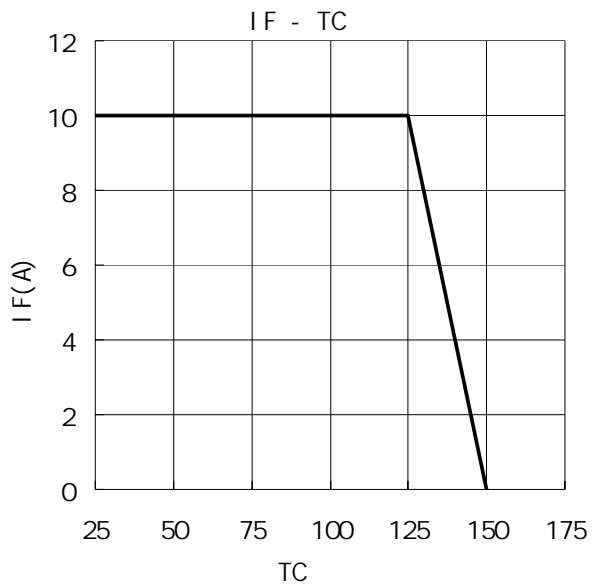
/ Absolute Maximum Ratings(Ta=25)

Parameter	Symbol	Rating	Unit
Peak Repetitive Reverse Voltage	V_{RRM}	150	V
Peak Repetitive Forward Current	$I_{F(AV)}$	10	A
Average Rectified Forward Current	I_{FRM}	10	A
Non-Repetitive Peak Forward Surge Current	I_{FSM}	150	A
Repetitive Peak Reverse Surge Current	I_{RRM}	0.5	A
Thermal Resistance Junction to Case	R_{JC}	2.5	/W
Junction and Storage Temperature Range	T_j, T_{stg}	-55 150	

/ Electrical Characteristics(Ta=25)

Parameter	Symbol	Test Conditions	Min	Typ	Max	Unit
Reverse Current Voltage	V_R	$I_R=1mA$	150			V
Forward Voltage	V_F	$I_F=5A$			0.88	V
		$I_F=5A(T_c=125)$			0.78	V
Instantaneous Reverse Current	I_R	$V_R=150V$			0.15	mA
		$V_R=150V(T_c=125)$			150	mA
Voltage Rate of Change	dv/dt				10000	V/ μ s

/ Electrical Characteristic Curve

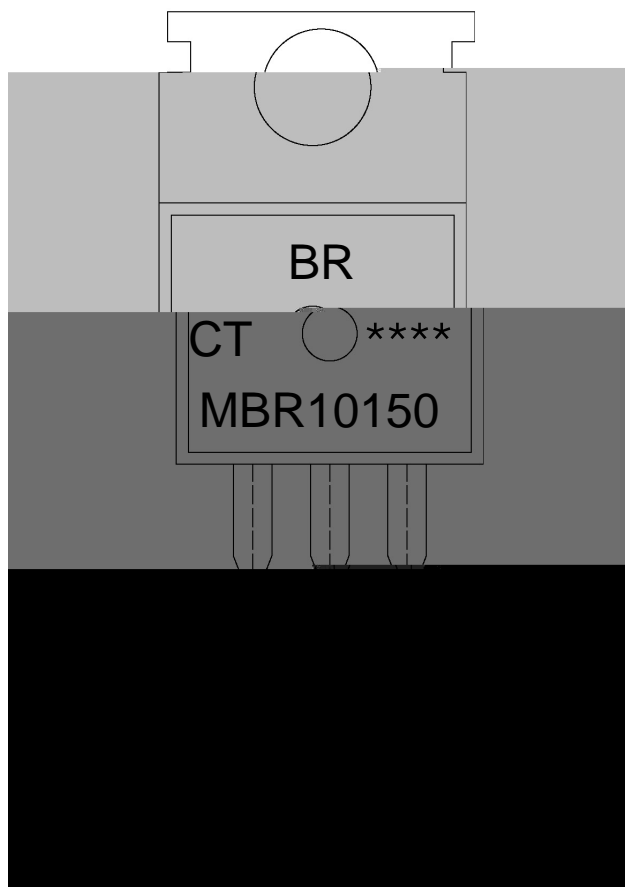


MBR10150CT

Rev.H Oct.-2018

DATA SHEET

/ Marking Instructions



Note:

BR:

Company Code

MBR10150

Product Type.

CT:

Internal Structure

****:

Lot No. Code, code change with Lot No.

MBR10150CT

Rev.H Oct.-2018

DATA SHEET