

**/ Descriptions**

TO-220  
Schottky Barrier Diode in a TO-220 Plastic Package.

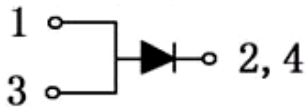
**/ Features**

Low power loss, high efficiency, HF Product.

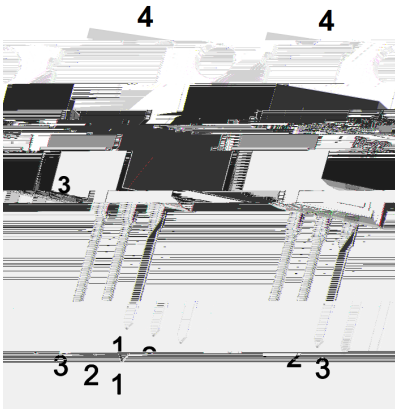
**/ Applications**

For use in low voltage, high frequency inverters, free wheeling, and polarity protection applications.

**/ Equivalent Circuit**



**/ Pinning**



PIN1 Anode      PIN 2,4 Cathode      PIN 3 Anode

**/ Marking**

See Marking Instructions.

# MBR10300

Rev.A Oct.-2024



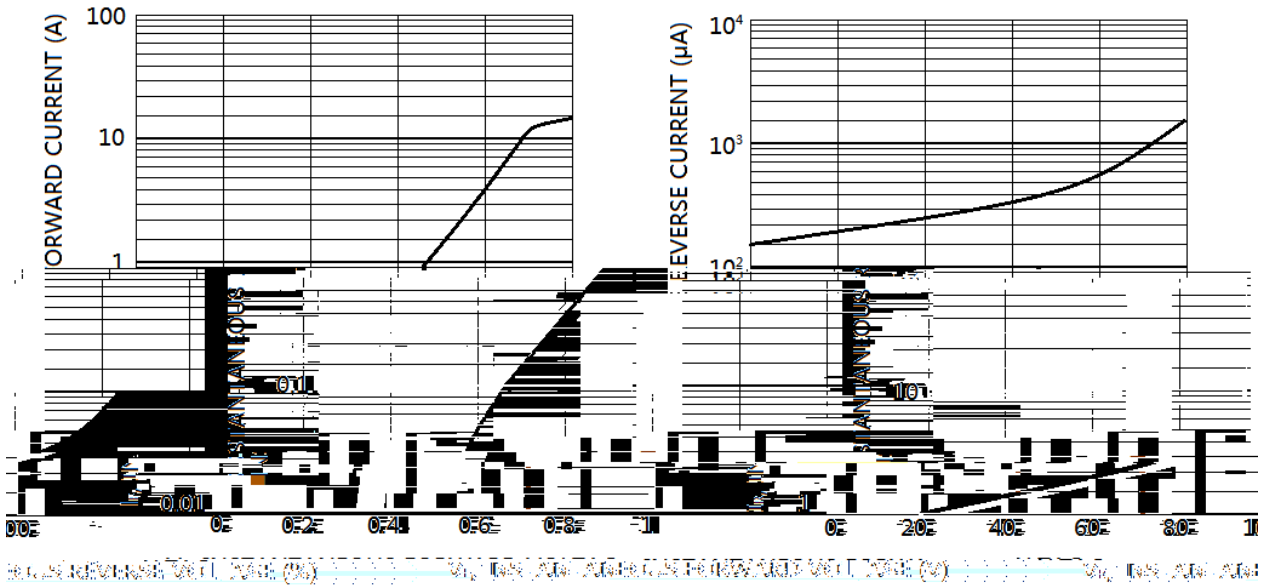
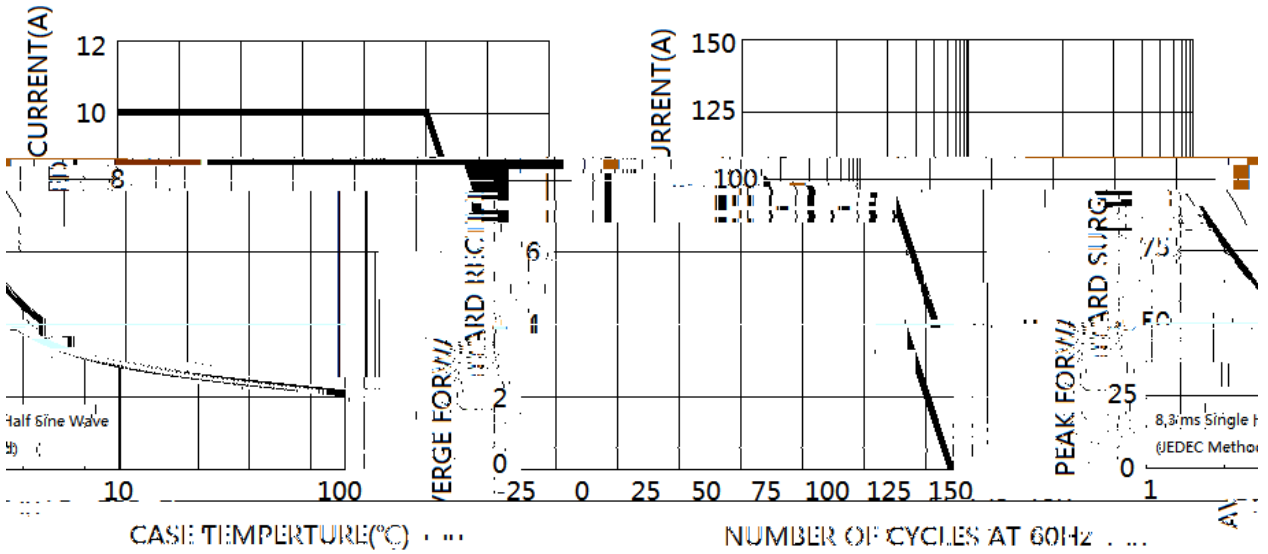
蓝箭电子  
BLUE ROCKET ELECTRONICS

DATA SHEET

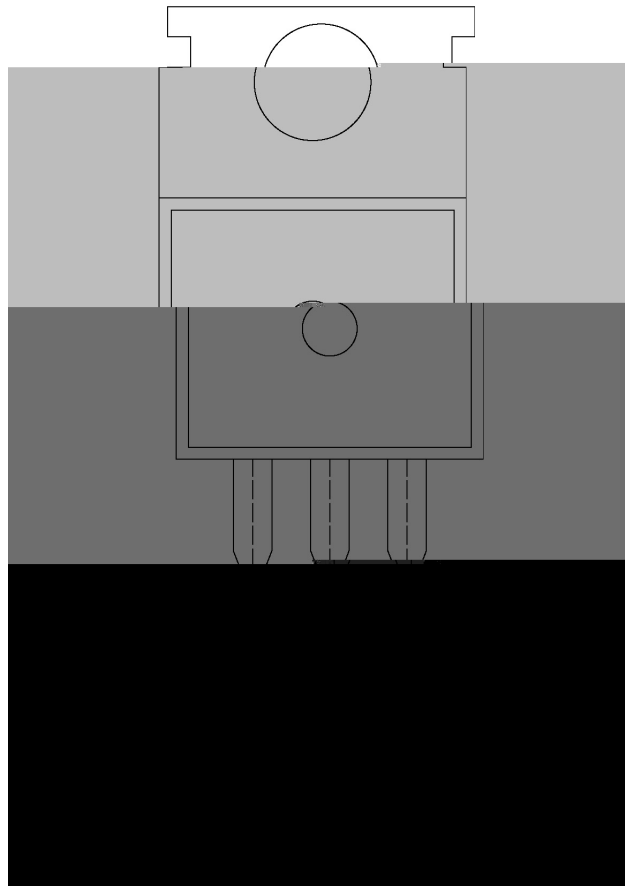
Parameter	Symbol	Rating	Unit
Peak Repetitive Reverse Voltage Working Peak Reverse Voltage	$V_{RRM}$ $V_{RWM}$	300	V
Reverse Voltage	$V_R$	300	V
Average Rectified Forward Current	$I_{F(AV)}$	10	A
Non Repetitive Peak Surge Current	$I_{FSM}$	100	A
Junction Temperature Range	$T_j$	150	
Storage Temperature Range	$T_{stg}$	-65 150	

Parameter	Symbol	Test Conditions	Min	Typ	Max	Unit
Reverse Voltage	$V_R$	$I_R = 0.5mA$	300			V
Peak Forward Voltage	$V_F$	$I_F = 3.0A(T_j = 25^\circ C)$		0.79	0.83	V
		$I_F = 10A(T_j = 25^\circ C)$		0.89	0.94	V
Instantaneous Reverse Current	$I_R$	$V_R = 300V(T_j = 25^\circ C)$			0.1	mA
		$V_R = 300V(T_j)$				

/ Electrical Characteristic Curve







( ) / Temperature Profile for Dip Soldering(Pb-Free)


- Note:
- 1      25 150      60 90sec;      1.Preheating:25~150 , Time:60~90sec.
  - 2      255±5      5±0.5sec;      2.Peak Temp.:255±5 , Duration:5±0.5sec.
  - 3      2 10