

MBRF10200CT

Rev.F Mar.-2016

/ Descriptions

TO-220F

Schottky Diode in a TO-220F Plastic Package.

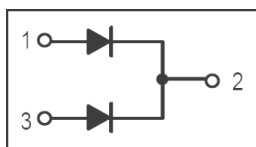
/ Features

Low power loss,high efficiency.


/ Applications

For use in low voltage,high frequency inverters, free wheeling, and polarity protection applications.

/ Equivalent Circuit



/ Pinning



PIN1 Anode PIN 2 Cathode PIN 3 Anode

/ h_{FE} Classifications & Marking

See Marking Instructions

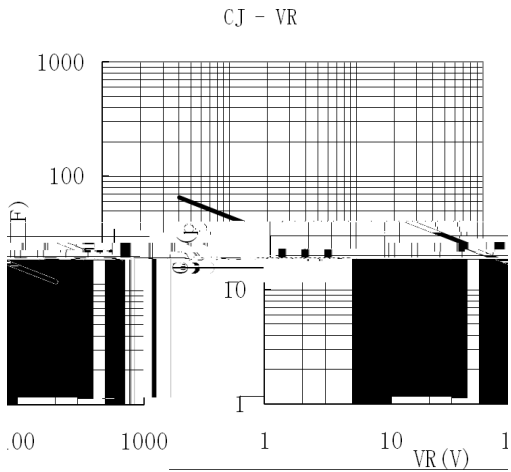

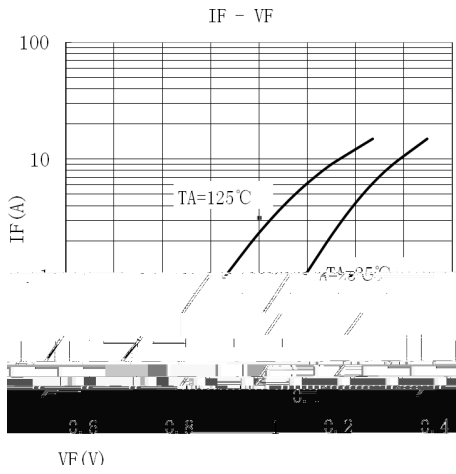
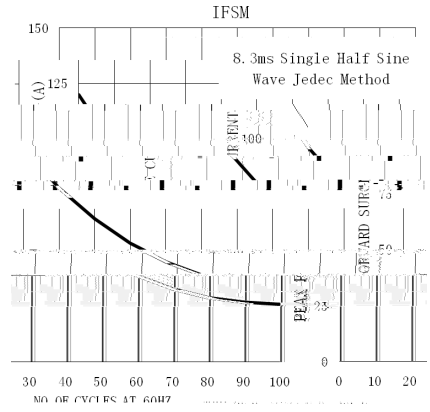
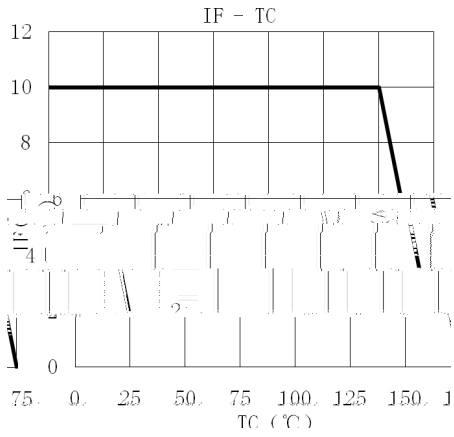
/ Absolute Maximum Ratings(Ta=25)

Parameter	Symbol	Rating	Unit
Peak Repetitive Reverse Voltage	V_{RRM}	200	V
Average Forward Current	$I_{F(AV)}$	10	A
Reverse Forward Current	I_{FRM}	10	A
Non Repetitive Peak Surge Current	I_{FSM}	150	A
Peak Repetitive Reverse Current	I_{RRM}	0.5	A
Thermal Resistance Junction to Case	R_{JC}	3.5	/W
Junction and Storage Temperature Range	T_j, T_{stg}	-55 150	


/ Electrical Characteristics(Ta=25)

Parameter	Symbol	Test Conditions	Min	Typ	Max	Unit
Reverse Voltage	V_R		200			V
Forward Voltage	V_F	$I_F=5A$			0.99	V
		$I_F=5A(T_c=125)$			0.87	V
Instantaneous Reverse Current	I_R	$V_R=200V$			0.15	mA
		$V_R=200V(T_c=125)$			150	mA
Critical rate of rise of reverse voltage	dv/dt				10000	V/ μ s


/ Electrical Characteristic Curve



/ Package Dimensions



/ Marking Instructions



BR

MBRF10200

CT:

Note:


BR: Company Code

MBRF10200: Product Type.

CT: Internal Structure

****: Lot No. Code, code change with Lot No.

() / Temperature Profile for Dip Soldering(Pb-Free)



Note:

- | | | | | | |
|---|---|-----|-----------|---|--------------------------------------|
| 1 | 25 | 150 | 60 | 90sec; | 1.Preheating:25~150 , Time:60~90sec. |
| 2 | 255±5 | | 5±0.5sec; | 2.Peak Temp.:255±5 , Duration:5±0.5sec. | |
| 3 | T _{4.5} (o)3. Tf10.98 0 0 10.9599d06510455, Du32.6(T)5Cool-3. S3 | | | | |