

/ Descriptions

Thyristor in a TO-92 Plastic Package.

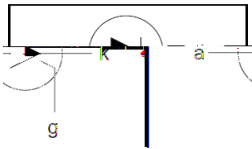
/ Features

High Blocking Voltage High Surge Current Capability.

/ Applications

Applied to high Voltage control circuit.

/ Equivalent Circuit



/ Pinning



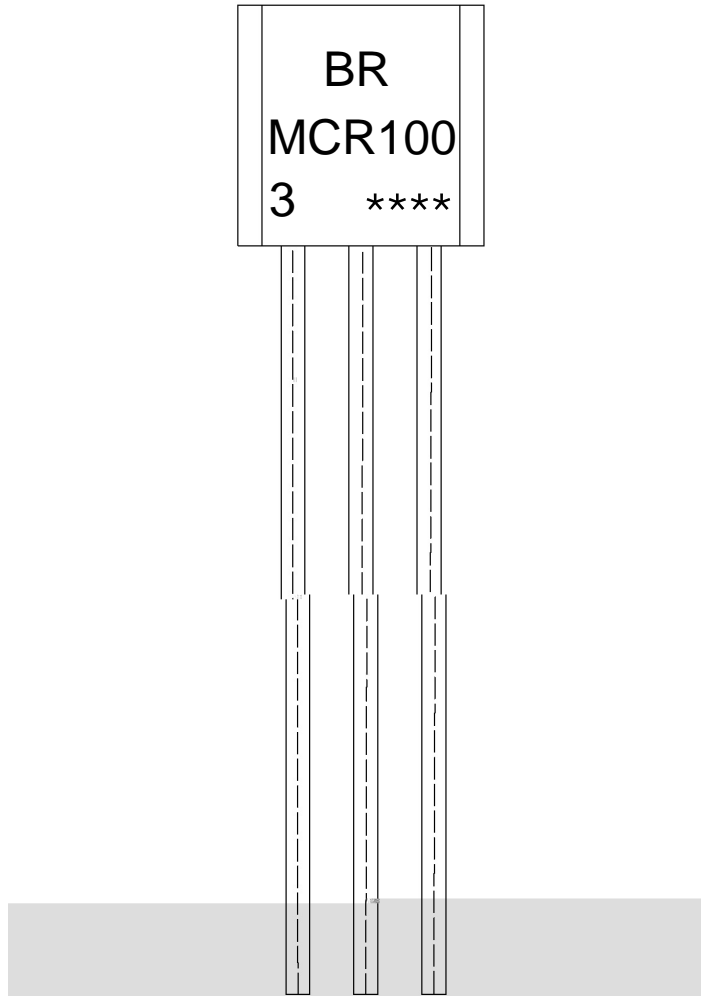
1 2 3
PIN1 Anode PIN 2 Gate PIN 3 Cathode

/ h_{FE} Classifications & Marking

See Marking Instructions.

Parameter	Symbol	Test Conditions	Rating	Unit
Repetitive peak off-state voltages	V_{DRM}	$T_j = -40$ to 110 °C, Sine Wave, 50 to 60Hz, Gate Open	100	V
Repetitive peak off-state voltages	V_{RRM}	MCR100-3 MCR100-4 MCR100-6 MCR100-8	200 400 600	

/ Marking Instructions



Note:

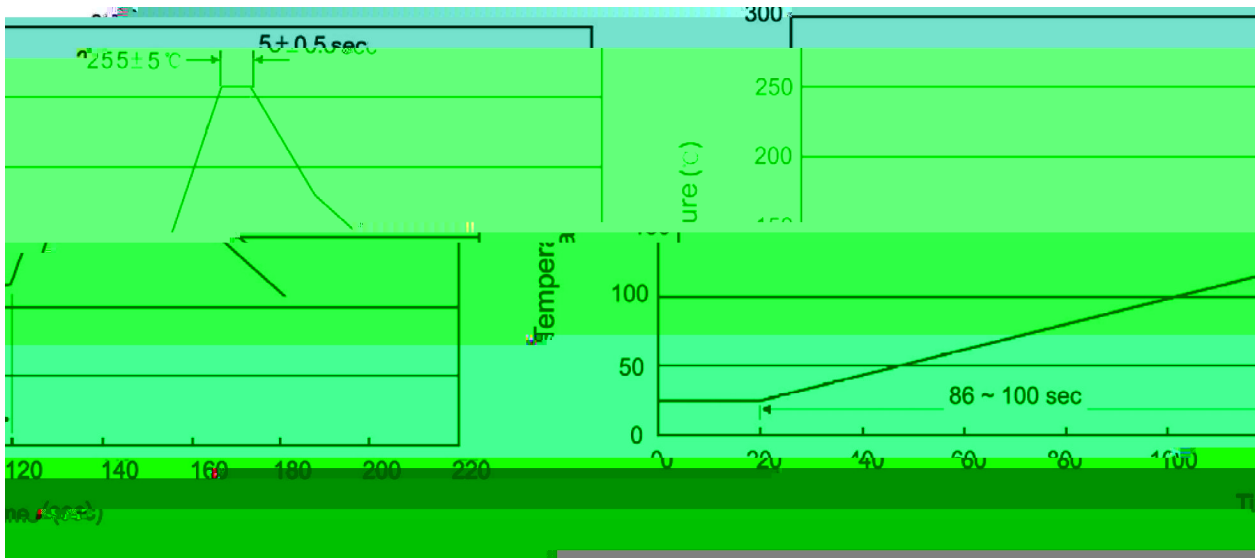
BR: Company Code.

MCR100: Product Type.

3 Specification Code

****: Lot No. Code, code change with Lot No.

() / Temperature Profile for Dip Soldering(Pb-Free)



Note:

- | | | | | | |
|---|-----|-----|----|----------|---|
| 1 | 25 | 150 | 60 | 90sec; | 1.Preheating:25~150 , Time:60~90sec. |
| 2 | 255 | 5 | 5 | 0.5sec; | 2.Peak Temp.:255 5 , Duration:5 0.5sec. |
| 3 | | | 2 | 10 /sec. | 3. Cooling Speed: 2~10 /sec. |

/ Resistance to Soldering Heat Test Conditions

270 5 10 1 sec. Temp.:270±5 Time:10±1 sec

/ Packaging SPEC.

/ BULK

Package Type	Units					Dimension (unit mm3)		
	Units/Bag /	Bags/Inner Box /	Units/Inner Box /	Inner Boxes/Outer Box /	Units/Outer Box /	Bag	Inner Box	Outer Box
TO-92	1,000	10	10,000	5	50,000	135×190	237×172×102	560×245×195
	1,000	10	10,000	10	100,000	135×190	237×172×102	560×245×375

/ AMMO

Package Type	Units					Dimension (unit mm3)	
	Units/tape /	Tape/Inner Box /	Rows/Inner Box /	Inner Boxes/Outer Box /	Units/Outer Box /	Inner Box	Outer Box
TO-92	3,000	1	120	10	30,000	328×230×42	480×346×235 547×407×268

/ Notices