

/ Descriptions

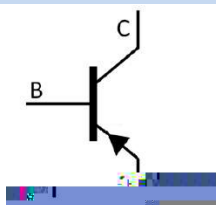
TO-220 PNP

/ Features


- MJE15036

/ Applications

/ Equivalent Circuit



/ Pinning



/ h_{FE} Classifications & Marking

/ Absolute Maximum Ratings(Ta=25)


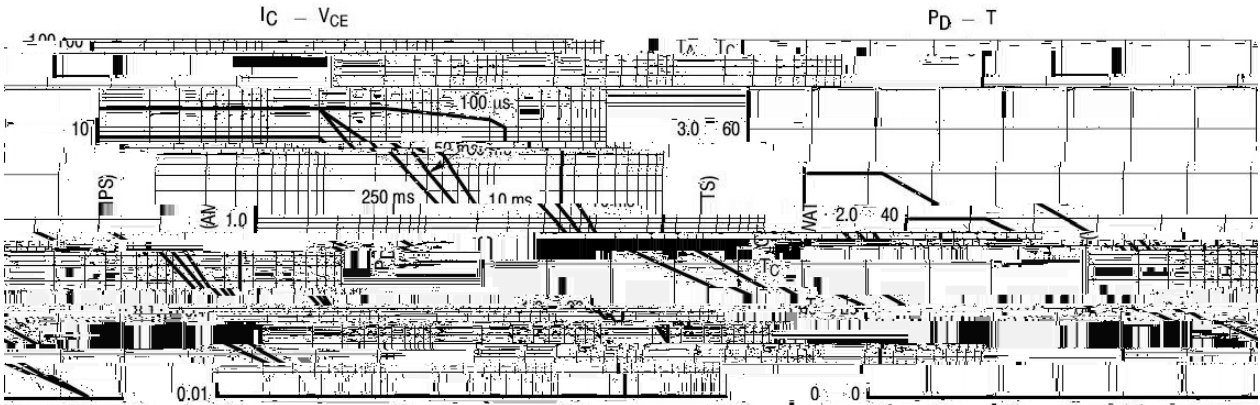
| | | | |
|--|--|--|--|
| | | | |
| | | | |
| | | | |
| | | | |
| | | | |
| | | | |
| | | | |
| | | | |
| | | | |
| | | | |
| | | | |
| | | | |

/ Electrical Characteristics(Ta=25)


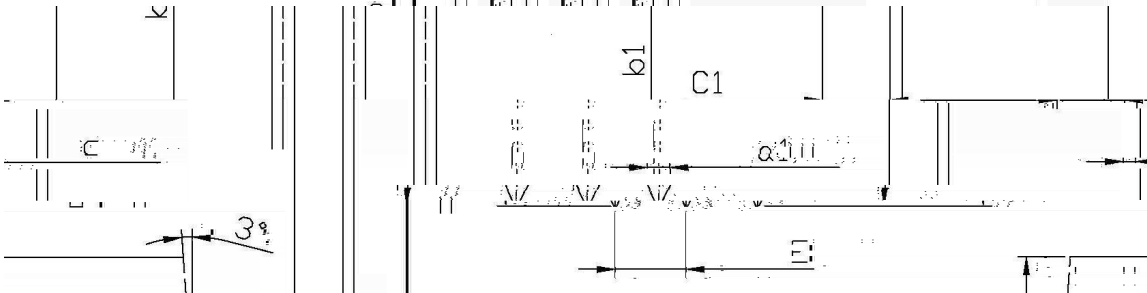
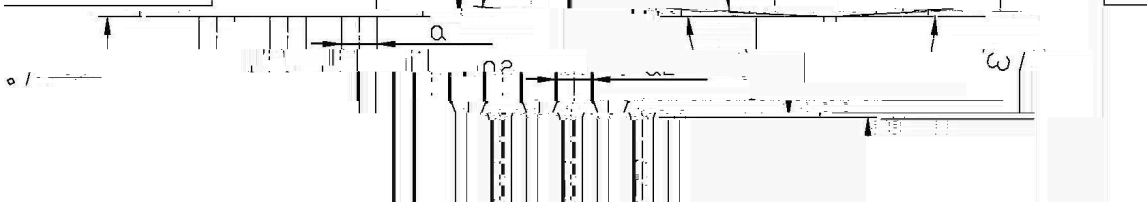

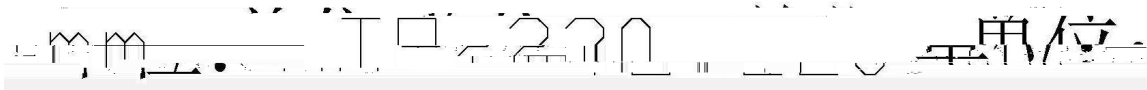
| | | | | | | |
|--|--|--|--|--|--|--|
| | | | | | | |
| | | | | | | |
| | | | | | | |
| | | | | | | |
| | | | | | | |
| | | | | | | |
| | | | | | | |
| | | | | | | |
| | | | | | | |
| | | | | | | |
| | | | | | | |
| | | | | | | |

* 300μs 2%


/ Electrical Characteristic Curve



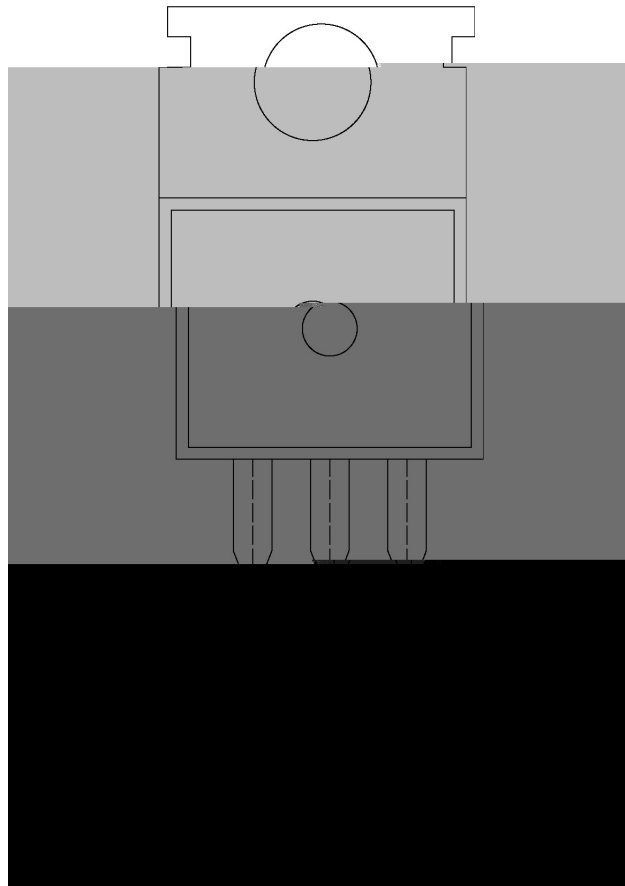
/ Package Dimensions



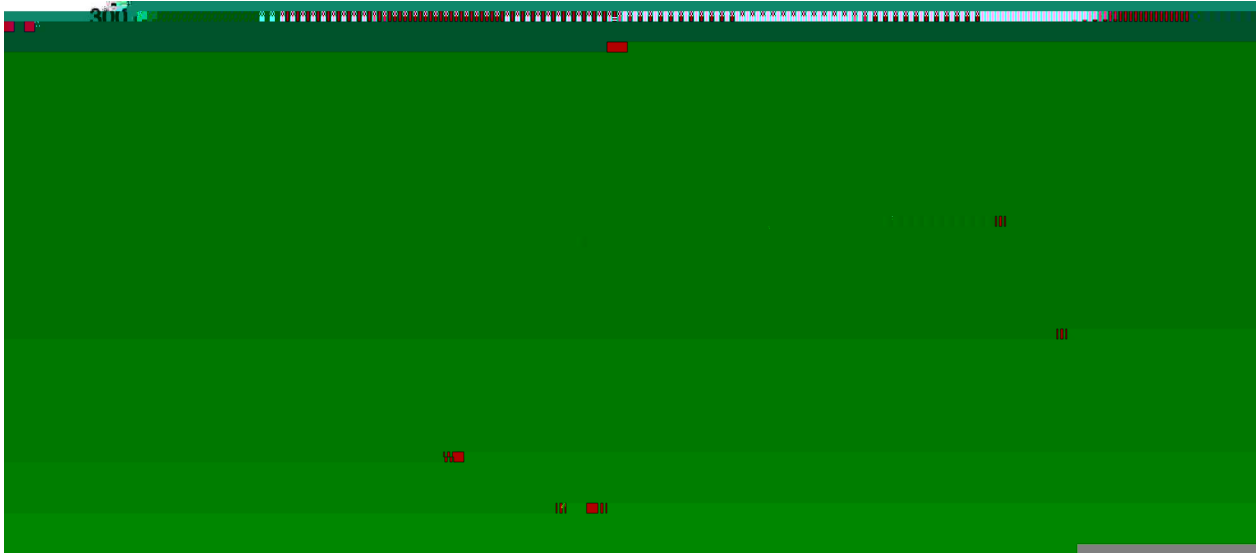
Dimensions in millimeters (mm) Dimensions in millimeters (mm)



/ Marking Instructions



() / Temperature Profile for Dip Soldering(Pb-Free)



± ± ± ±

/ Resistance to Soldering Heat Test Conditions

± ±

/ Packaging SPEC.

| | | | | | | | | |
|--|--|--|--|--|--|--|--|--|
| | | | | | | | | |
| | | | | | | | | |
| | | | | | | | | |

| | | | | | | | | |
|--|--|--|--|--|--|--|--|--|
| | | | | | | | | |
| | | | | | | | | |
| | | | | | | | | |

/ Notices