

/ Descriptions

Silicon PNP transistor in a SOT-23 Plastic Package.

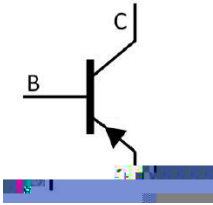
/ Features

Complementary to MMBTA05.


/ Applications

Ideal for medium power amplification and switching.

/ Equivalent Circuit



/ Pinning



PIN1 Base PIN 2 Emitter PIN 3 Collector


/ h_{FE} Classifications & Marking

h_{FE} Range	100 300
Marking	H2H

Parameter	Symbol	Rating	Unit
Collector to Base Voltage	V_{CBO}	-60	V
Collector to Emitter Voltage	V_{CEO}	-60	V
Emitter to Base Voltage	V_{EBO}	-4.0	V
Collector Current	I_C	-500	mA
Collector Power Dissipation	P_D	300	mW
Junction Temperature	T_j	150	
Storage Temperature Range	T_{stg}	-55 150	

Parameter	Symbol	Test Conditions	Min	Typ	Max	Unit
Collector to Base Breakdown Voltage	V_{CBO}	$I_C = -100\text{ A}$ $I_E = 0$	-60			V
Collector to Emitter Breakdown Voltage	V_{CEO}	$I_C = -1.0\text{mA}$ $I_B = 0$	-60			V
Emitter to Base Breakdown Voltage	V_{EBO}	$I_E = -100\text{ A}$ $I_C = 0$	-4.0			V
Collector Cut-Off Current	I_{CBO}	$V_{CB} = -60\text{V}$ $I_E = 0$			-0.1	A
Collector Emitter Cutoff Current	I	V				

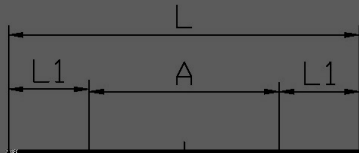
/ Electrical Characteristic Curve



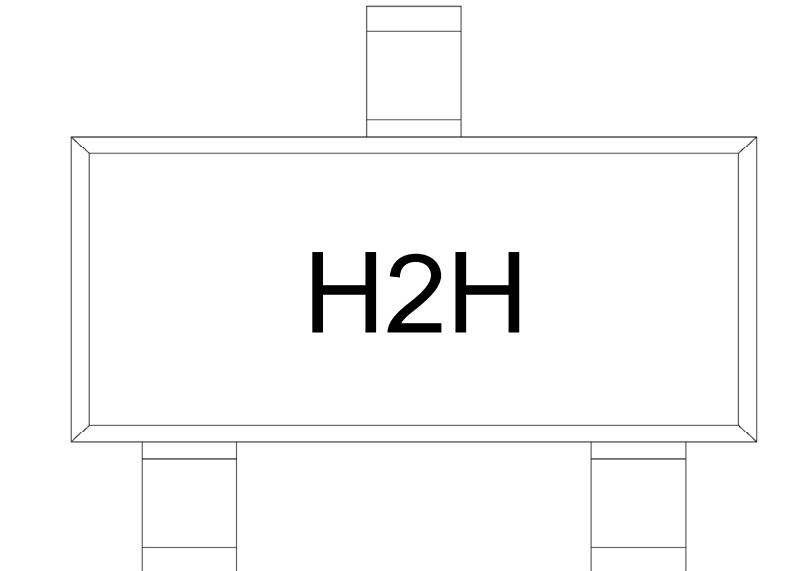
/ Package Dimensions

SOT-23

单位: mm



/ Marking Instructions

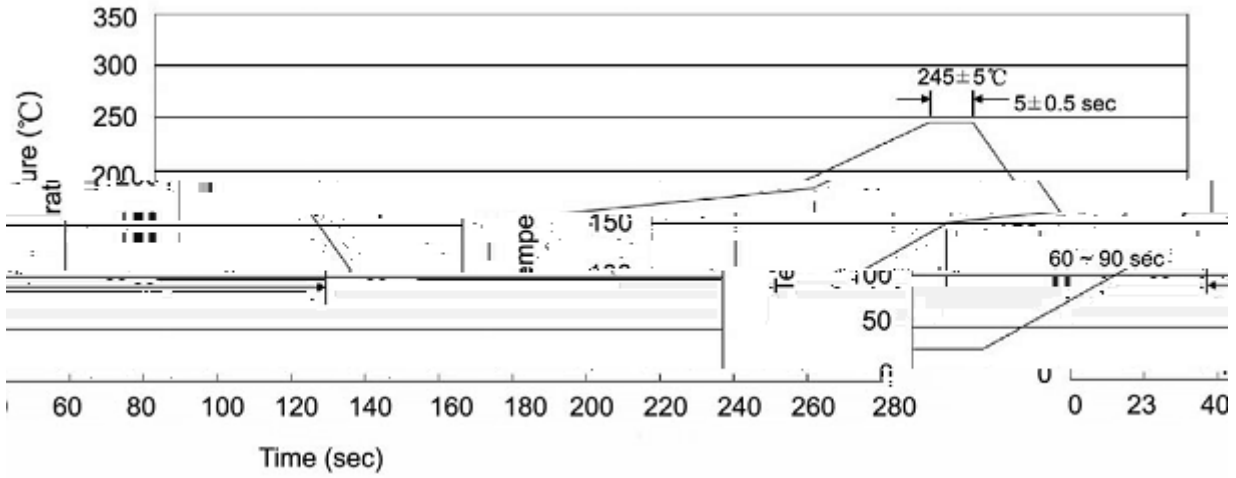


Note:

Company Code

Product Type

() / Temperature Profile for IR Reflow Soldering(Pb-Free)



Note:

- | | | | | | |
|---|-----|-----|----|----------|---|
| 1 | 25 | 150 | 60 | 90sec; | 1.Preheating:25~150 , Time:60~90sec. |
| 2 | 245 | 5 | 5 | 0.5sec; | 2.Peak Temp.:245 5 , Duration:5 0.5sec. |
| 3 | | | 2 | 10 /sec. | 3. Cooling Speed: 2~10 /sec. |

/ Resistance to Soldering Heat Test Conditions

260 5 10 1 sec. Temp.:260±5 Time:10±1 sec

/ Packaging SPEC.

/ REEL

Package Type	Units					Dimension (unit mm ³)		
	Units/Reel	Reels/Inner Box	Units/Inner Box	Inner Boxes/Outer Box	Units/Outer Box	Reel	Inner Box	Outer Box
SOT-23	3,000	10	30,000	6	180,000	7 ×8	180×120×180	390×385×205

/ Notices