

### / Descriptions

Silicon PNP transistor in a TO-92 Plastic Package.

### / Features

High  $V_{CEO}$ , low  $V_{CE(sat)}$ , Complementary pair with MPS651.

### / Applications

General amplifier applications.

### / Equivalent Circuit



### / Pinning



PIN1 Collector      PIN 2 Base      PIN 3 Emitter

### / hFE Classifications & Marking

See Marking Instructions.

Parameter	Symbol	Rating	Unit
Collector to Base Voltage	$V_{CBO}$	-80	V
Collector to Emitter Voltage	$V_{CEO}$	-60	V
Emitter to Base Voltage	$V_{EBO}$	-5.0	V
Collector Current - Continuous	$I_C$	-1.0	A
Collector Current – Continuous(Pulse)	$I_{CP}$	-2.0	A
Collector Power Dissipation	$P_C$	625	mW
Junction Temperature	$T_j$	150	
Storage Temperature Range	$T_{stg}$	-55 150	

Parameter	Symbol	Test Conditions	Min	Typ	Max	Unit
Collector to Base Breakdown Voltage	$V_{CBO}$	$I_C = -100\text{ A}$ $I_E = 0$	-80			V
Collector to Emitter Breakdown Voltage	$V_{CEO}$	$I_C$				

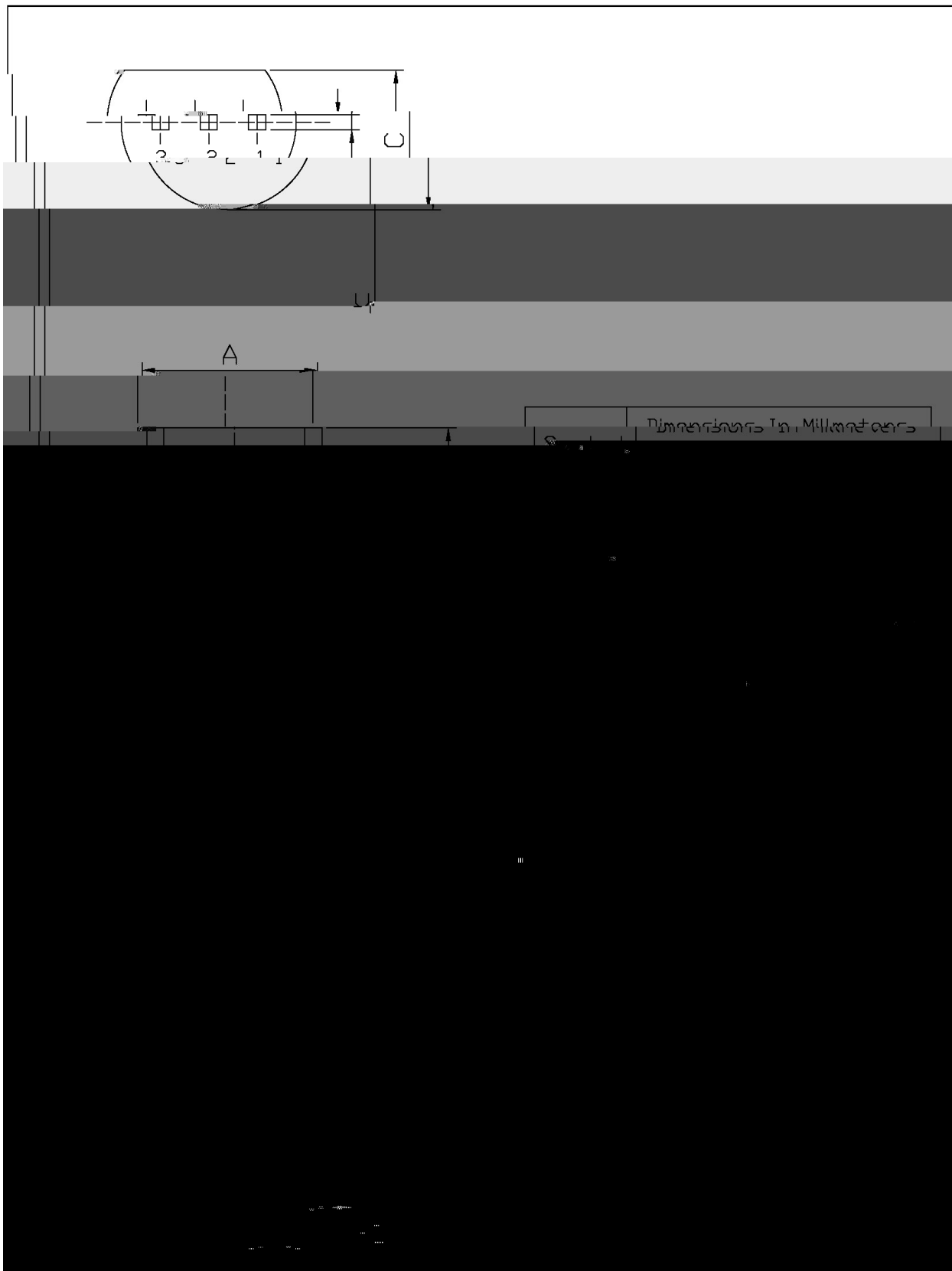
/ Electrical Characteristic Curve



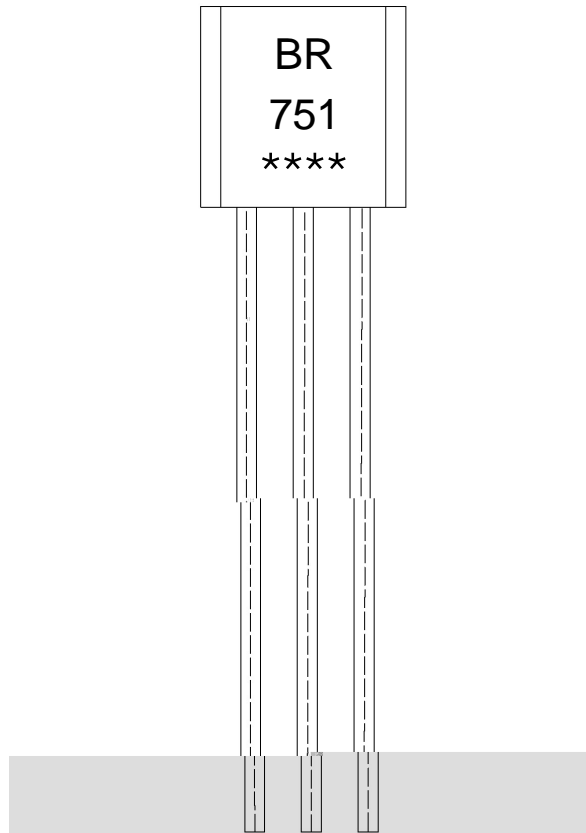
/ Package Dimensions

TO-92

Unit: mm



/ Marking Instructions



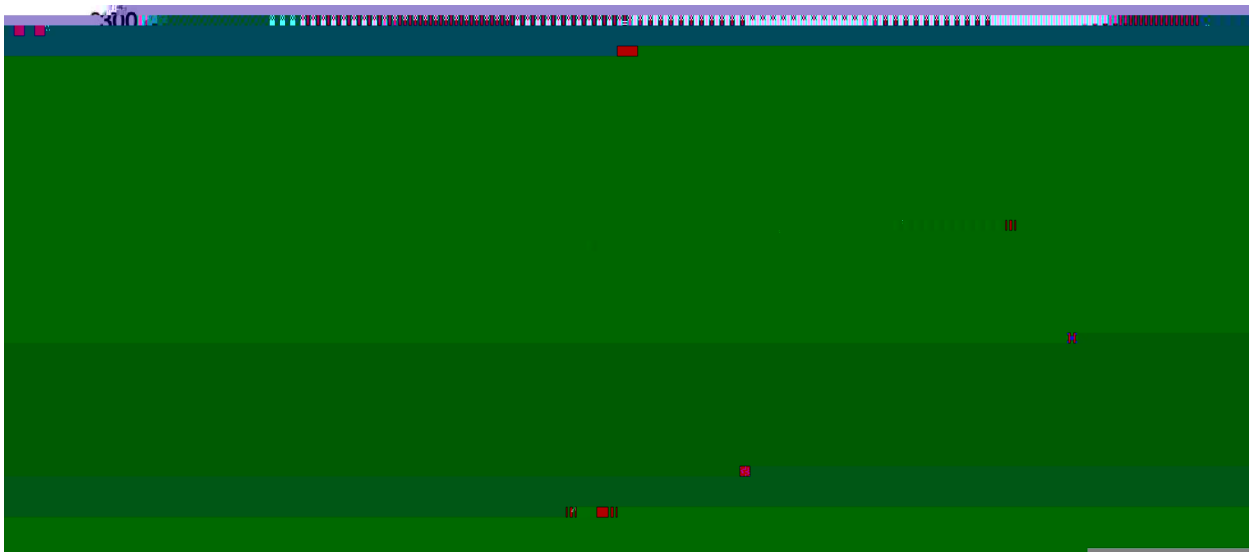
Note:

BR: Company Code.

751: Product Type.

\*\*\*\*: Lot No. Code,code change with Lot No.

( ) / Temperature Profile for Dip Soldering(Pb-Free)



Note: