

**/ Descriptions**

)' u)' ' M \*%8

**/ Features**


**/ Applications**

%

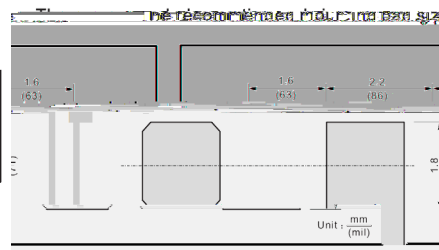
**/ Equivalent Circuit**



**/ Pinning**



PIN	DESCRIPTION
1	Cathode
2	Anode

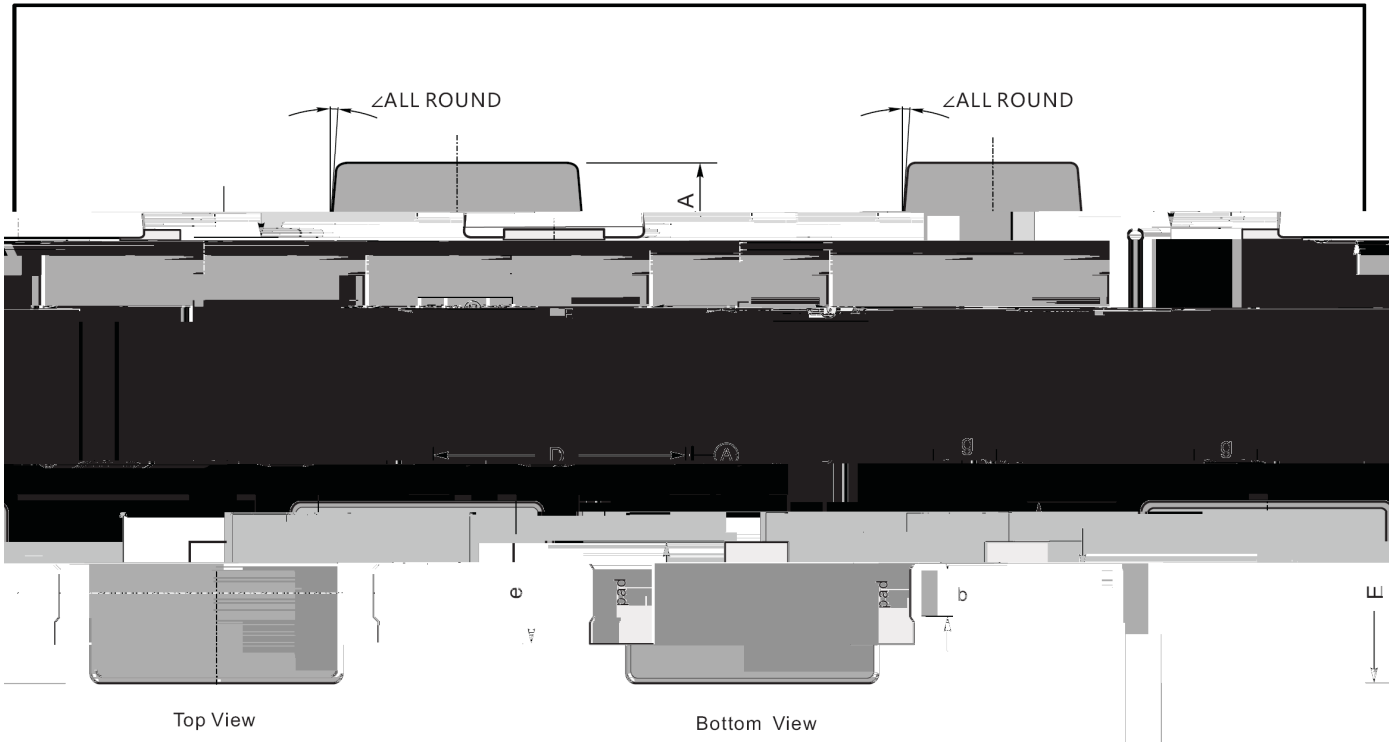


**/ Marking**


/ Electrical Characteristic Curve




/ Package Dimensions



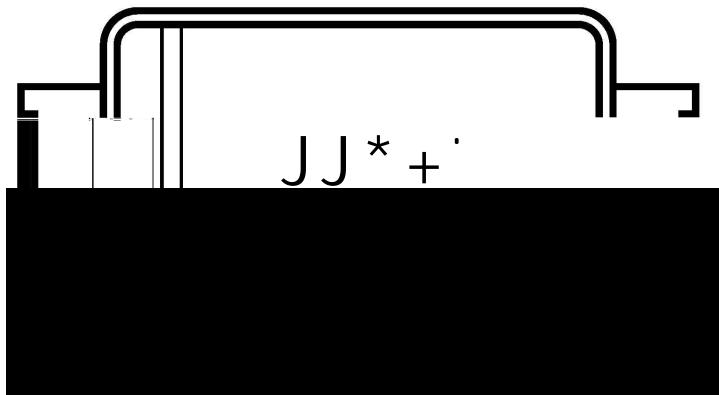
	A	C	D	E	e	g	H <sub>E</sub>	b	∠
max	1.2	0.20	3.7	2.7	1.6	1.2	4.9	1.05	
min	0.9	0.12	3.3	2.4	1.3	0.8	4.4	0.65	7°
max	47	7.9	146	106	63	47	193	41	
min	35	6.5	135	95	51	34	170	30	

UNIT	
mm	
mil	

/ Marking Instructions



/ Marking Instructions



JJ\*+

\*\*\*\*

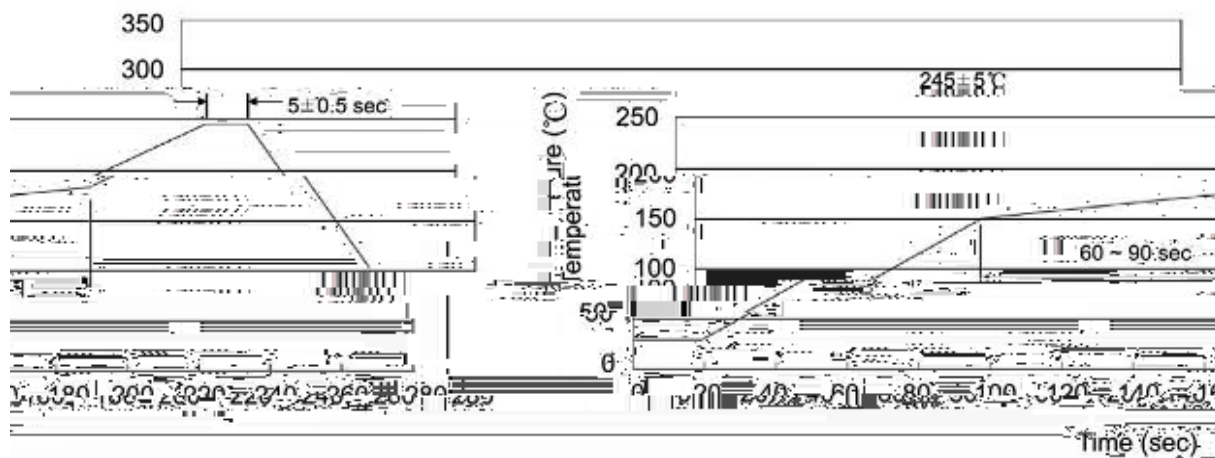
(

\*

JJ\*+

\*\*\*\*

( ) /



... ..

**/ Resistance to Soldering Heat Test Conditions**

... ..

**/ Packaging SPEC.**