
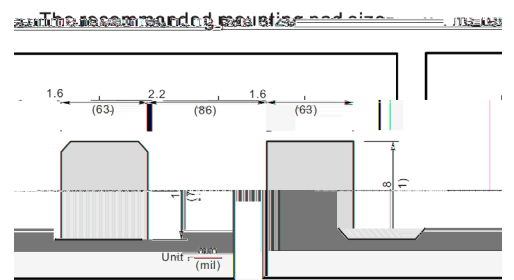


40~ 60V

2.0A



PIN	DESCRIPTION
1	Cathode
2	Anode



.

Fig.1 Forward Current Derating Curve

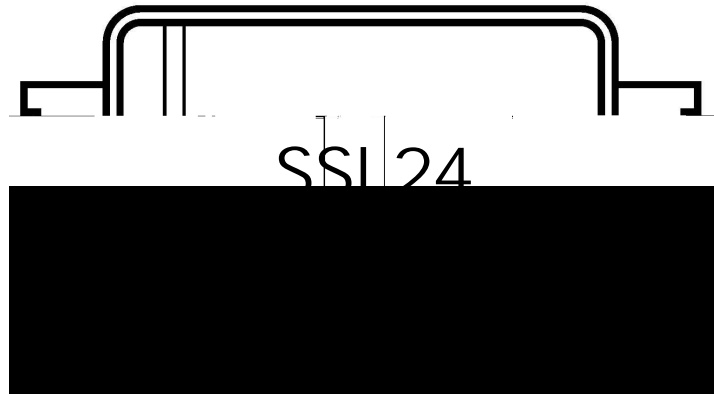
Fig.2 Typical Reverse Characteristics





Marking

Type number	Marking code
SSL24F	SSL24
SSL25	SSL25
SSL26	SSL26



SSL24

1 *

3 *

SSL24

*

*

