

**/ Descriptions**

100V                      5.0A                      SMAF  
Surface Mount Schottky Barrier Rectifier, Reverse Voltage 100V, Forward Current:5.0A ,SMAF thin package.

**/ Features**

Low power loss, high efficiency, High forward surge current capability, For use in low voltage, high frequency inverters, and polarity protection applications,For surface mounted applications,HF Product.

**/ Applications**

General purpose.


**/ Equivalent Circuit**



**/ Pinning**



PIN	DESCRIPTION
1	Cathode
2	Anode



**/ Marking**

See Marking Instructions.

**/ Absolute Maximum Ratings(Ta=25 )**

Parameter	Symbol	Rating	Unit
Maximum Repetitive Peak Reverse Voltage	$V_{RRM}$	100	V
Maximum RMS voltage	$V_{RMS}$	70	V
Maximum DC Blocking Voltage	$V_{DC}$	100	V
Maximum Average Forward Rectified Current	$I_{F(AV)}$	5.0	A
Peak Forward Surge Current,8.3ms Single Half Sine-wave Superimposed on Rated Load (JEDEC method)	$I_{FSM}$	150	A
Typical Junction Capacitance <sup>1)</sup>	$C_i$	400	pF
Typical Thermal Resistance <sup>2)</sup>	$R_{JA}$	60	/W
Operating Junction Temperature Range	$T_j$	-55~150	
Storage Temperature Range	$T_{stg}$	-55~150	

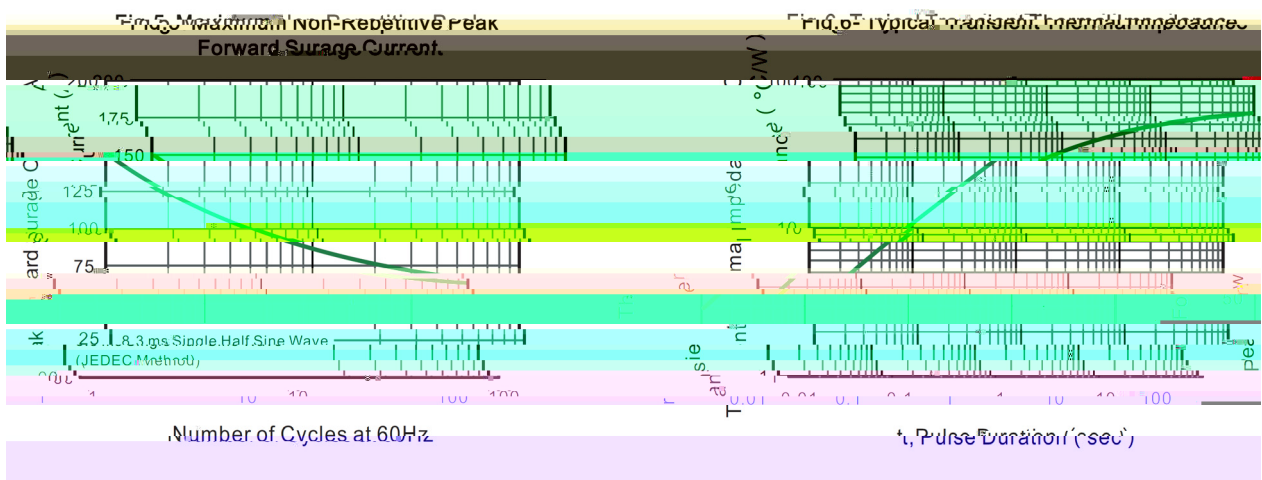
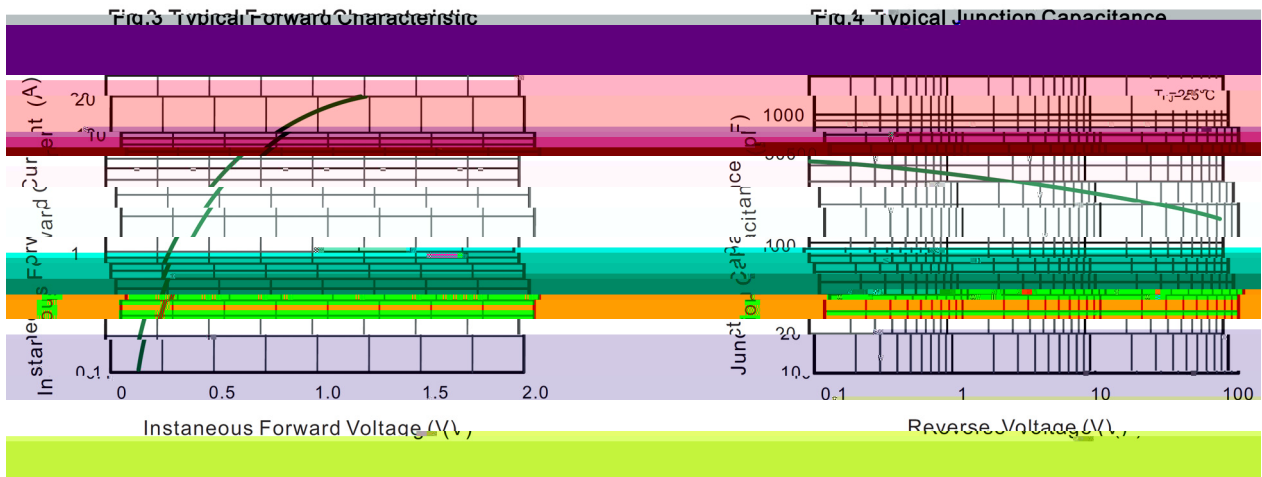

Note:

- 1 Measured at 1 MHz and applied reverse voltage of 4 V D.C.
- 2 P.C.B. mounted with 2.0" X 2.0" (5 X 5 cm) copper pad areas.

**/ Electrical Characteristics(Ta=25 )**

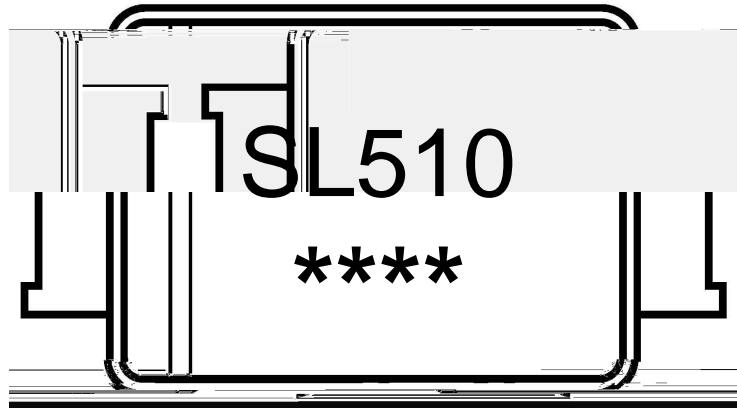
Parameter	Symbol	Test Conditions	Rating	Unit
Max Instantaneous Forward Voltage	$V_F$	$I_F=5.0A$	0.6	V
Maximum DC Reverse Current at Rated DC Reverse Voltage	$I_R$	$T_a=25$	1.0	mA
		$T_a=100$	50	

/ Electrical Characteristic Curve





**/ Marking Instructions**



SL510  
\*\*\*\*

Note:

SL510      Product Type Code

\*\*\*\*      Lot No. Code, code change with Lot No

