

TIP32

Rev. H Oct.-2018

/ Descriptions

KF \$))' GE G' Silicon PNP transistor in a TO-220 Plastic Package.

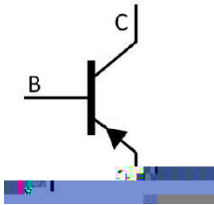
/ Features

K@* (Complement to TIP31.

/ Applications

Medium power linear switching applications.

/ Equivalent Circuit



/ Pinning



PIN1 Base PIN 2 Collector PIN 3 Emitter

/ h_{FE} Classifications & Marking

See Marking Instructions.

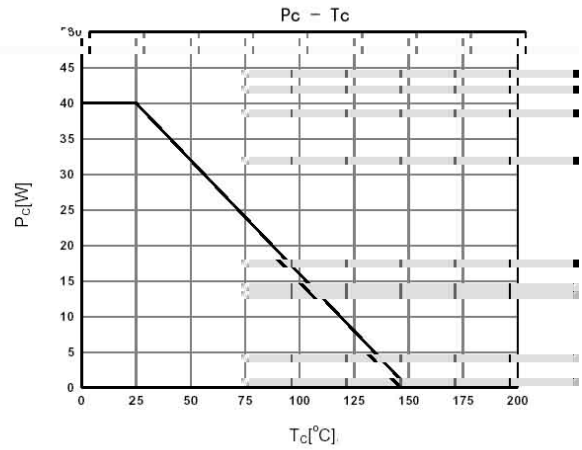
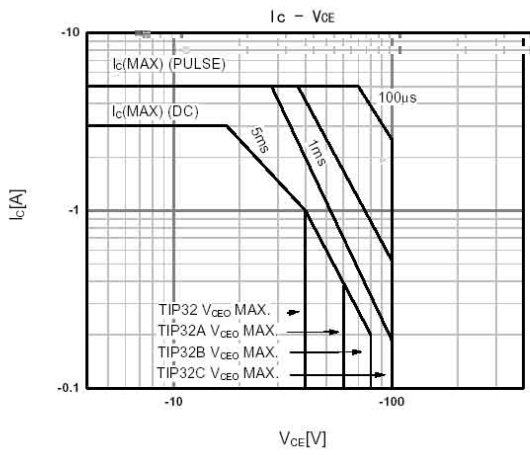
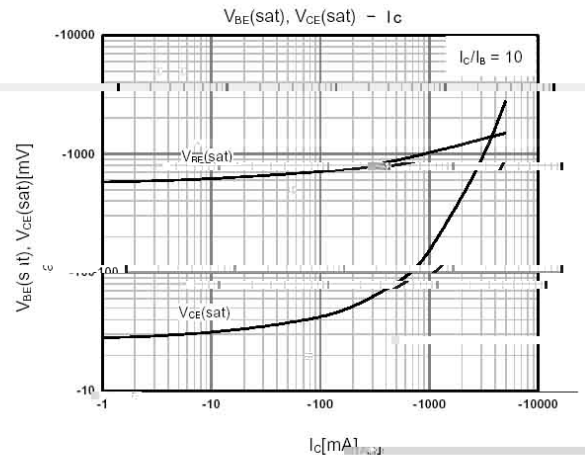
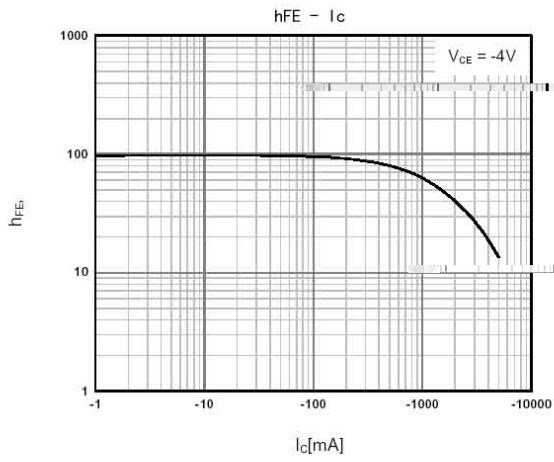
TIP32

Rev. H Oct.-2018


Parameter	Symbol	Rating				Unit
		TIP32	TIP32A	TIP32B	TIP32C	
Collector to Base Voltage	V_{CBO}	-40	-60	-80	-100	V
Collector to Emitter Voltage	V_{CEO}	-40	-60	-80	-100	V
Emitter to Base Voltage	V_{EBO}	-5.0				V
Collector Current-Continuous	I_C	-3.0				A
Peak Collector Current	I_{CP}	-5.0				A
Base Current - Continuous	I_B	-3.0				A
Collector Power Dissipation	P_C	2.0				W
Collector Power Dissipation	$P_C (T_c=25^\circ C)$	40				W
Junction Temperature	T_j	150				
Storage Temperature Range	T_{sag}	-55 150				

Parameter	Symbol	Test Conditions	Min	Typ	Max	Unit
-----------	--------	-----------------	-----	-----	-----	------

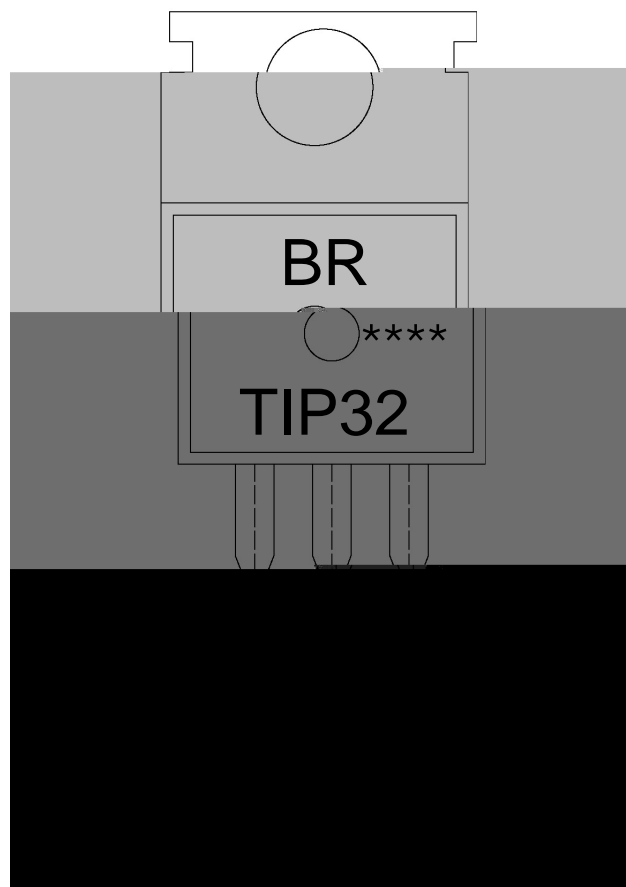
/ Electrical Characteristic Curve



/ Package Dimensions



/ Marking Instructions



9|

K@*)

!!!!

Note:

BR: Company Code

TIP32: Product Type.

****: Lot No. Code, code change with Lot No.

