

/ Descriptions

KF \$* G GE G Silicon PNP transistor in a TO-3P Plastic Package.

/ Features

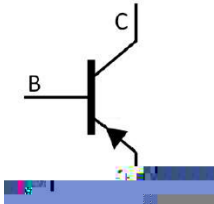
K_{β}^* , :

Low leakage current, high current gain bandwidth product, Complementary to TIP35C.


/ Applications

Amplifier and switching applications.

/ Equivalent Circuit



/ Pinning



PIN1 Base PIN 2 Collector PIN 3 Emitter


/ h_{FE} Classifications & Marking

See Marking Instructions.


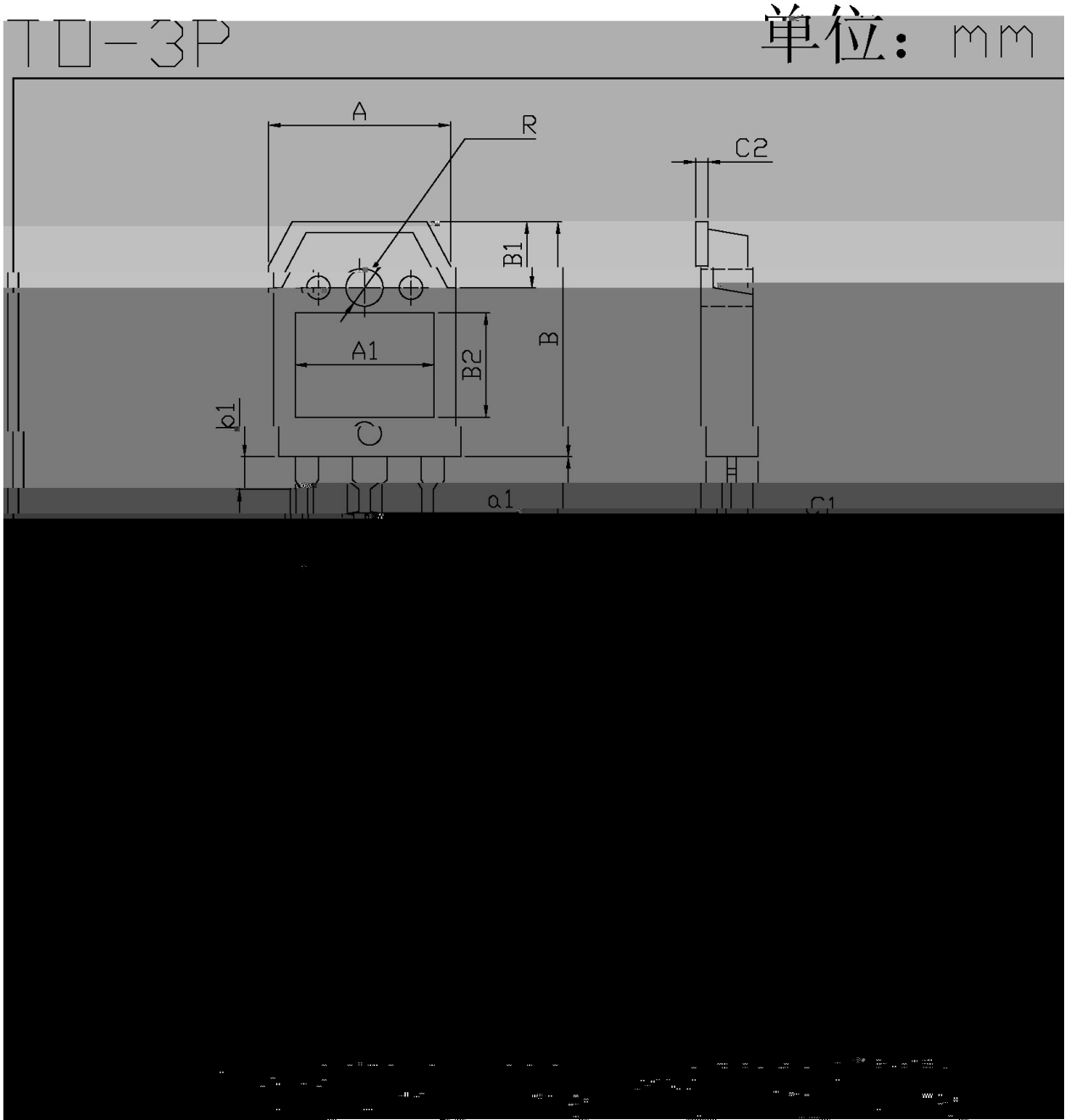
Parameter	Symbol	Rating	Unit
Collector to Base Voltage	V_{CBO}	-100	V
Collector to Emitter Voltage	V_{CEO}	-100	V
Emitter to Base Voltage	V_{EBO}	-5	V
Collector Current - Continuous	I_C	-25	A
Peak Collector Current	I_{CM}	-50	A
Base Current	I_B	-5	A
Total Power Dissipation	P_{tot}	125	W
Storage Temperature Range	T_{stg}	-65 150	
Thermal Resistance Junction	R_{thj}	1	/W

Parameter	Symbol	Test Conditions	Min	Typ	Max	Unit
Collector Cut-Off Current	I_{CEO}	$V_{CE}=-60V$ $I_B=0$			-1	mA
Collector Cut-Off Current	I_{CES}	$V_{CE}=-60V$ $V_{BE}=0$			23a	


/ Electrical Characteristic Curve



/ Package Dimensions



/ Marking Instructions



9| 1

K@* -:

!!!!

Note:

BR: Company Code.

TIP36C: Product Type.

****: Lot No. Code, code change with Lot No.

TIP36C
Rev.E Mar.-2016